



*The World's Favorite Shade*



20  
25

# INTRODUCTION

For 41 years, Treasure Garden has manufactured the widest selection of shade products in the industry. We offer more than 25,000 variations of shade solutions and accessories. From our state-of-the-art cantilevers to our wide variety of fashion forward market umbrellas, Treasure Garden has a perfect shade solution for your outdoor environment.

Treasure Garden is a one stop shop for our customers. We offer the most comprehensive lines of umbrellas, bases, lights, protective covers, cleaning and maintenance products and outdoor rugs in the industry. Our Shademaker and Jardinico collections offer elegantly designed parasols with robust construction built to last for commercial or residential applications; all from one reliable source.

Our Southern California facility in Baldwin Park, as well as both our state-of-the-art facilities in Ningbo and Qingdao, China, are integral parts of our business operation and point of service. Treasure Garden is a vertically integrated manufacturer. We manufacture and produce over 90% of the components used in our products from their raw state. This allows Treasure Garden the advantage of monitoring every stage of the manufacturing process to maintain a consistent level of quality and delivery.

The 6,000 employees who share in the same vision on a daily basis and their attention to detail enables Treasure Garden to continue to be...

“The World’s Favorite Shade”.





p.002

TREASURE GARDEN.  
*The World's Favorite Shade*

p.092

SHADEMAKER  
architectural shade

p.124

jardinico®  
CARACTÈRE



# TABLE OF CONTENTS

## AKZ PLUS CANTILEVER

|                             |    |
|-----------------------------|----|
| 13' Starlux AKZ Plus        | 6  |
| ☀️ 10'x13' Starlux AKZ Plus | 7  |
| 13' AKZ Plus                | 8  |
| 10'x13' AKZ Plus            | 9  |
| 11.5' AKZ Plus              | 10 |
| 11' AKZ Plus                | 11 |

## AG CANTILEVER

|             |    |
|-------------|----|
| 11.5' AG25T | 14 |
| 10' AG25TSQ | 15 |
| 10' AG19A   | 16 |

## CANTILEVER BASES

|                             |       |
|-----------------------------|-------|
| Bases and Mount Kit Options | 18-19 |
|-----------------------------|-------|

## SPECIALTY

|                          |    |
|--------------------------|----|
| 10' Shanghai Collar Tilt | 22 |
|--------------------------|----|

## MARKET

|                        |     |
|------------------------|-----|
| 11' TWIST <i>tilt</i>  | 26  |
| 9' TWIST <i>tilt</i>   | 27  |
| 9' Starlux Collar Tilt | 28  |
| 11' Collar Tilt        | 29  |
| 9' Collar Tilt         | 30  |
| ☀️ 11' FLEX            | 30A |
| ☀️ 9' FLEX             | 30B |
| ☀️ 7.5' FLEX           | 30C |
| 11' Auto Tilt          | 31  |
| 9' Auto Tilt           | 32  |
| 8'x10' Auto Tilt       | 33  |
| 9' Glide Tilt          | 34  |
| 7.5' Glide Tilt        | 35  |
| 9' Push Button Tilt    | 36  |
| 7.5' Push Button Tilt  | 37  |
| 9' Quad Pulley Lift    | 38  |

## FABRIC

|  |       |
|--|-------|
| Fabrics                                      | 42-45 |
| Fabric Index                                 | 46-47 |
| Fabric Cleaning and Maintenance Instructions | 48    |

## ACCESSORIES

|                                    |       |
|------------------------------------|-------|
| Market Bases and Mount Kit Options | 52-57 |
| Umbrella Lights                    | 60-61 |
| ☀️ Outdoor Rugs                    | 64-68 |

## TG CARE

|                                |       |
|--------------------------------|-------|
| ☀️ Protective Furniture Covers | 74-77 |
| Care and Maintenance Products  | 78-79 |

## MERCHANDISING

|                            |       |
|----------------------------|-------|
| Designer Canopy Collection | 82-83 |
| Rug and Umbrella Displays  | 84-85 |
| Science Behind Shade       | 86-87 |

## SALES PROGRAMS

|                       |    |
|-----------------------|----|
| TG Custom - Domestic  | 88 |
| TG Direct - Container | 89 |
| TGEx Quick-Ship       | 90 |
| Cantilever Quick-Ship | 91 |

## PRODUCT INFORMATION

|                    |         |
|--------------------|---------|
| Terms & Conditions | 140-142 |
| Warranty/Guarantee | 143     |







TREASURE  
GARDEN<sup>®</sup>

*The World's Favorite Shade*





# CANTILEVER | AKZ COLLECTION

13' Starlux AKZ Plus Cantilever  
Octagon Series


 10'x13' Starlux AKZ Plus Cantilever  
Rectangle Series

13' AKZ Plus Cantilever  
Octagon Series

10'x13' AKZ Plus Cantilever  
Rectangle Series

11.5' AKZ Plus Cantilever  
Square Series

11' AKZ Plus Cantilever  
Octagon Series

**SHOWN**  
Umbrella:  
 AKZPRTLX-09  
40433 Cast Silver







# 13' STARLUX AKZ PLUS

Cantilever Collection



129  
sq ft. coverage



## AVAILABLE IN



AKZP13LX-00D  
Bronze



AKZP13LX-09D  
Black



## + OPTIONAL ACCESSORY

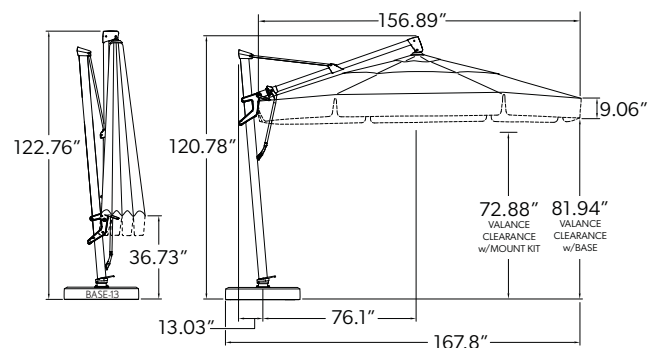
Starlux AKZ Plus  
Rechargeable Battery Pack  
P-AKZPBATTERY-0\_

## SHOWN

Item No: AKZP13LX-09D w/ P-AKZPBATTERY-09 (Battery sold separately)  
Fabric: 5439 Navy  
Base: BASE-13-09 (Base sold separately)

| ITEM NO.            | AKZP13LX      |                |
|---------------------|---------------|----------------|
| Size                | 13'           |                |
| Shape               | Octagon       |                |
| Ribs                | 8             |                |
| Pole Diameter       | 3.64" x 2.56" |                |
| Vent                | DWV           |                |
| Lift                | Crank         |                |
| Tilt                | Front to Back | Left to Right  |
| Weight              | DWV 108 lbs.  | DWV-V 109 lbs. |
| Cube                | 12            |                |
| Minimum Base Weight | 400 lbs.      |                |

## SPECIFICATIONS



## FEATURES

- Light strips built into (8) ribs for elegant and modern look
- (2) Light settings (low/high)
- Color temperature: 4000-4500K
- 20,000 Lifetime hours
- Powder coated aluminum
- 100% Kevlar mesh lift cord for added strength and durability
- Foot pedal to easily rotate umbrella 360°
- Infinite front to back tilt: Up to 40° back tilt
- Tilts left and right at: 18°, 36°, and 54° angles
- Built-in light adapter to fit Treasure Garden lights
- UL approved 33 ft. power supply cord
- Includes protective cover

## + OPTIONS

- Rechargeable battery pack (up to 8 hours of battery life)
- Designer canopy (page 82)
- Valance (add "V" to item no.) - Example: AKZP13LX-00DV
- Bases and mount kits (pages 18 & 19)

## + REPLACEMENT PARTS

|                           |             |
|---------------------------|-------------|
| Frame                     | AKZP13LX-0_ |
| Canopy (DWV)              | C813RD      |
| Canopy (DWV with valance) | C813RDV     |
| Protective cover          | PFC920      |

Shipping Information: Truck Only

130  
sq. ft. coverage



# NEW 10'x13' STARLUX AKZ PLUS

Cantilever Collection



### AVAILABLE IN



AKZPRTLX-00  
Bronze




AKZPRLX-09  
Black

### + OPTIONAL ACCESSORY

Starlux AKZ Plus  
Rechargeable Battery Pack  
P-AKZPBATTERY-0\_



### SHOWN

Item No: AKZPRTLX-09  w/ P-AKZPBATTERY-09 (Battery sold separately)  
Fabric: 40434 Cast Slate  
Base: BASE-13RA-09 (Base sold separately)

### ITEM NO.

### AKZPRTLX

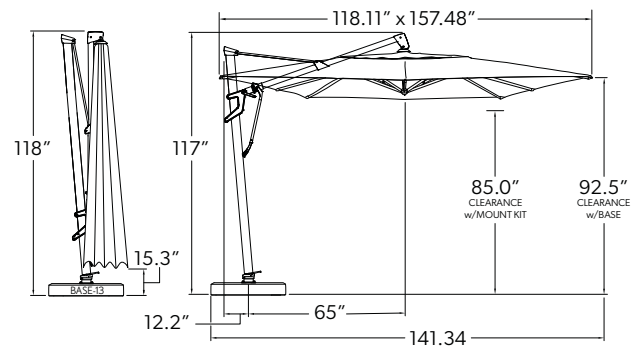
|                     |                                  |
|---------------------|----------------------------------|
| Size                | 10'x13'                          |
| Shape               | Rectangle                        |
| Ribs                | 8                                |
| Pole Diameter       | 3.64" x 2.56"                    |
| Vent                | SWV                              |
| Lift                | Crank                            |
| Tilt                | Front to Back      Left to Right |
| Weight              | 108 lbs.                         |
| Cube                | 10.91                            |
| Minimum Base Weight | 400 lbs.                         |

### FEATURES

- Light strips built into (8) ribs for elegant and modern look
- (2) Light settings (low/high)
- Color temperature: 4000-4500K
- 20,000 Lifetime hours
- Powder coated aluminum
- 100% Kevlar mesh lift cord for added strength and durability
- Foot pedal to easily rotate umbrella 360°
- Infinite front to back tilt: Up to 40° back tilt
- Tilts left and right at: 18°, 36°, and 54° angles
- Built-in light adapter to fit Treasure Garden lights
- UL approved 33 ft. power supply cord
- Includes protective cover

STRIPED FABRICS NOT AVAILABLE ON THIS STYLE.

### SPECIFICATIONS



### + OPTIONS

- Rechargeable battery pack (up to 8 hours of battery life)
- Bases and mount kits (pages 18 & 19)

### + REPLACEMENT PARTS

|                  |             |
|------------------|-------------|
| Frame            | AKZPRTLX-0_ |
| Canopy (SWV)     | CAKZRT      |
| Protective cover | PFC920      |

Shipping Information: Truck Only

# 13' AKZ PLUS






## Cantilever Collection



129  
sq. ft. coverage



### AVAILABLE IN

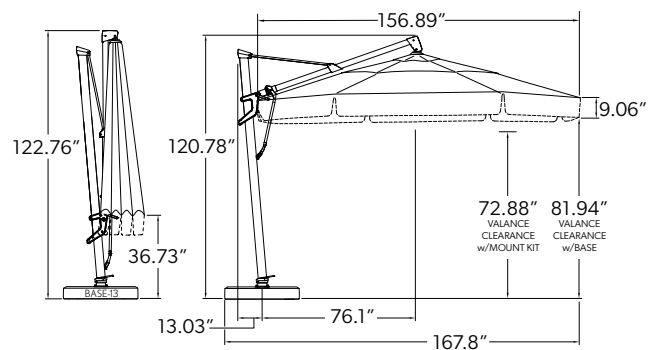
-  AKZP13-SSD  
Silver Shadow,  
Anodized
-  **NEW** AKZP13-WOD  
Weathered Oak
-  AKZP13-00D  
Bronze
-  AKZP13-02D  
Anthracite
-  AKZP13-09D  
Black

### SHOWN

Item No: AKZP13-02D  
Fabric: DC11 Style - 54048 Charcoal / 6670 Reliant Coast Stripe  
Base: BASE-13RA-02 (Base sold separately)

| ITEM NO.            | AKZP13        |                |
|---------------------|---------------|----------------|
| Size                | 13'           |                |
| Shape               | Octagon       |                |
| Ribs                | 8             |                |
| Pole Diameter       | 3.64" x 2.56" |                |
| Vent                | DWV           |                |
| Lift                | Crank         |                |
| Tilt                | Front to Back | Left to Right  |
| Weight              | DWV 104 lbs.  | DWV-V 105 lbs. |
| Cube                | 11.52         |                |
| Minimum Base Weight | 400 lbs.      |                |

### SPECIFICATIONS



### FEATURES

- Powder coated aluminum
- 100% Kevlar mesh lift cord for added strength and durability
- Foot pedal to easily rotate umbrella 360°
- Infinite front to back tilt: Up to 40° back tilt
- Tilts left and right at: 18°, 36°, and 54° angles
- Built-in light adapter to fit Treasure Garden lights
- Includes protective cover

### + OPTIONS

- Designer canopy (page 82)
- Valance (add "V" to item no.) - Example: AKZP13-00DV
- Bases and mount kits (pages 18 & 19)

### + REPLACEMENT PARTS






|                           |           |
|---------------------------|-----------|
| Frame                     | AKZP13-0_ |
| Canopy (DWV)              | C813RD    |
| Canopy (DWV with valance) | C813RDV   |
| Protective cover          | PFC920    |

Shipping Information: Truck Only





AVAILABLE IN

-  AKZPRT-SS  
Silver Shadow,  
Anodized
-  **NEW** AKZPRT-WO  
Weathered Oak
-  AKZPRT-00  
Bronze
-  AKZPRT-02  
Anthracite
-  AKZPRT-09  
Black

SHOWN

Item No: AKZPRT-SS  
Fabric: 5413 Spa  
Base: BASE-13RA-02 (Base sold separately)

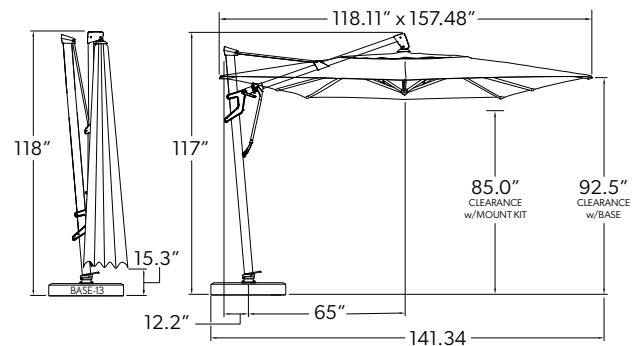
ITEM NO. AKZPRT

|                     |                                  |
|---------------------|----------------------------------|
| Size                | 10'x13'                          |
| Shape               | Rectangle                        |
| Ribs                | 8                                |
| Pole Diameter       | 3.64" x 2.56"                    |
| Vent                | SWV                              |
| Lift                | Crank                            |
| Tilt                | Front to Back      Left to Right |
| Weight              | 104 lbs.                         |
| Cube                | 10.91                            |
| Minimum Base Weight | 400 lbs.                         |

FEATURES

- Powder coated aluminum
- 100% Kevlar mesh lift cord for added strength and durability
- Foot pedal to easily rotate umbrella 360°
- Infinite front to back tilt: Up to 40° back tilt
- Tilts left and right at: 18°, 36°, and 54° angles
- Built-in light adapter to fit Treasure Garden lights
- Includes protective cover

SPECIFICATIONS



+ OPTIONS

- Bases and mount kits (pages 18 & 19)

+ REPLACEMENT PARTS

|                  |           |
|------------------|-----------|
| Frame            | AKZPRT-0_ |
| Canopy (SWV)     | CAKZRT    |
| Protective cover | PFC920    |

STRIPED FABRICS NOT AVAILABLE ON THIS STYLE.

Shipping Information: Truck Only

# 11.5' AKZ PLUS

## Cantilever Collection



**132**  
sq. ft. coverage




### AVAILABLE IN



**AKZPSQ11-00**  
Bronze



**AKZPSQ11-09**  
Black

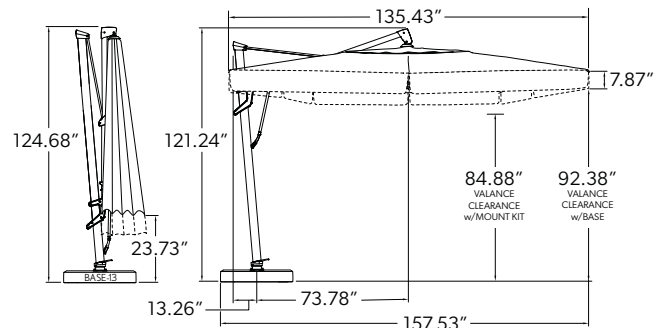


### SHOWN

Item No: AKZPSQ11-09  
Fabric: 57012 Cloud  
Base: BASE-13RA-09 (Base sold separately)

| ITEM NO.            | AKZPSQ11      |               |
|---------------------|---------------|---------------|
| Size                | 11.5'         |               |
| Shape               | Square        |               |
| Ribs                | 8             |               |
| Pole Diameter       | 3.64" x 2.56" |               |
| Vent                | SWV           |               |
| Lift                | Crank         |               |
| Tilt                | Front to Back | Left to Right |
| Weight              | SWV 89 lbs.   | SWV-V 90 lbs. |
| Cube                | 12            |               |
| Minimum Base Weight | 400 lbs.      |               |

### SPECIFICATIONS



### FEATURES

- Powder coated aluminum
- 100% Kevlar mesh lift cord for added strength and durability
- Foot pedal to easily rotate umbrella 360°
- Infinite front to back tilt: Up to 40° back tilt
- Tilts left and right at: 18°, 36°, and 54° angles
- Built-in light adapter to fit Treasure Garden lights
- Includes protective cover

### + OPTIONS

- Valance (add "V" to item no.) - Example: AKZPSQ11-00V
- Bases and mount kits (pages 18 & 19)

### + REPLACEMENT PARTS

|                           |             |
|---------------------------|-------------|
| Frame                     | AKZPSQ11-0_ |
| Canopy (SWV)              | C812SQ      |
| Canopy (SWV with valance) | C812SQV     |
| Protective cover          | PFC920      |

Shipping Information: Truck Only



AVAILABLE IN

-  AKZP-00D  
Bronze
-  AKZP-02D  
Anthracite
-  AKZP-09D  
Black

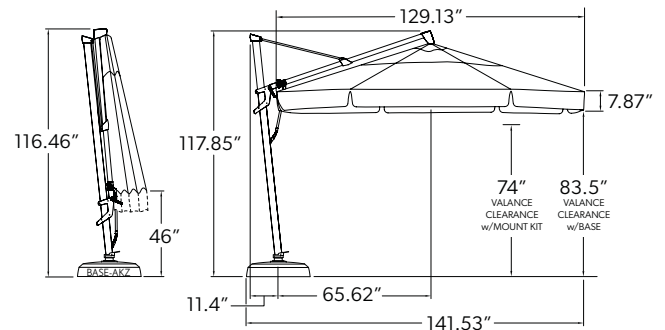


SHOWN

Item No: AKZP-00D  
Fabric: DC11 Style - 40428 Cast Ash / 40599-01 Directional Linen Stripe  
Base: BASE-AKZ-00 (Base sold separately)

| ITEM NO.            | AKZP          |                |
|---------------------|---------------|----------------|
| Size                | 11'           |                |
| Shape               | Octagon       |                |
| Ribs                | 8             |                |
| Pole Diameter       | 3.64" x 2.56" |                |
| Vent                | DWV           |                |
| Lift                | Crank         |                |
| Tilt                | Front to Back | Left to Right  |
| Weight              | DWV 99 lbs.   | DWV-V 100 lbs. |
| Cube                | 10.91         |                |
| Minimum Base Weight | 200 lbs.      |                |

SPECIFICATIONS



FEATURES

- Powder coated aluminum
- 100% Kevlar mesh lift cord for added strength and durability
- Foot pedal to easily rotate umbrella 360°
- Infinite front to back tilt: Up to 40° back tilt
- Tilts left and right at: 18°, 36°, and 54° angles
- Built-in light adapter to fit Treasure Garden lights
- Includes protective cover

+ OPTIONS

- Designer canopy (page 82)
- Valance (add "V" to item no.) - Example: AKZP-00DV
- Bases and mount kits (pages 18 & 19)

+ REPLACEMENT PARTS

|                           |         |
|---------------------------|---------|
| Frame                     | AKZP-0_ |
| Canopy (DWV)              | C811RD  |
| Canopy (DWV with valance) | C811RDV |
| Protective cover          | PFC920  |

Shipping Information: Truck Only



# CANTILEVER | AG COLLECTION

11.5' AG25T Cantilever  
Octagon Series

10' AG25TSQ Cantilever  
Square Series

10' AG19A Cantilever  
Octagon Series

**SHOWN**  
Umbrella:  
AG25TR-00D  
5422 Antique Beige

Base:  
BASE-13RA-00

Rug:  
Paradise Cove - Spa  
RP-004-470-80 (7'10" x 10')









# 11.5' AG25T

## Cantilever Collection



96  
sq. ft. coverage



### AVAILABLE IN



AG25TR-00D  
Bronze



AG25TR-09D  
Black

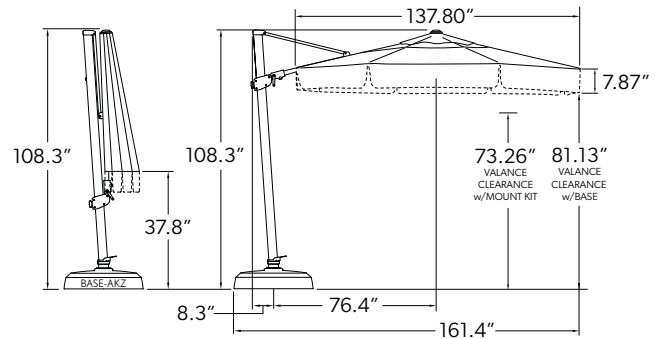


### SHOWN

Item No: AG25TR-09D  
Fabric: 40456 Cast Lagoon  
Base: BASE-AKZ-09 (Base sold separately)

| ITEM NO.            | AG25TR        |               |
|---------------------|---------------|---------------|
| Size                | 11.5'         |               |
| Shape               | Octagon       |               |
| Ribs                | 8             |               |
| Pole Diameter       | 3.54" x 2.56" |               |
| Vent                | DWV           |               |
| Lift                | Crank         |               |
| Tilt                | Front to Back | Left to Right |
| Weight              | DWV 72 lbs.   | DWV-V 73 lbs. |
| Cube                | 6.8           |               |
| Minimum Base Weight | 200 lbs.      |               |

### SPECIFICATIONS



### FEATURES

- Powder coated aluminum
- Foot pedal to easily rotate umbrella 360°
- Infinite front to back tilt: Up to 30° back tilt
- Infinite left to right tilting capabilities
- Built-in light adapter to fit Treasure Garden lights
- Includes protective cover

### + OPTIONS

- Valance (add "V" to item no.) - Example: AG25TR-00DV
- Bases and mount kits (pages 18 & 19)

### + REPLACEMENT PARTS

|                           |           |
|---------------------------|-----------|
| Frame                     | AG25TR-0_ |
| Canopy (DWV)              | CAG25RD   |
| Canopy (DWV with valance) | CAG25RDV  |
| Protective cover          | PFC955    |

Shipping Information: Truck Only

100  
sq. ft. coverage



# 10' AG25TSQ

## Cantilever Collection



### AVAILABLE IN



AG25TSQR-00  
Bronze



AG25TSQR-09  
Black

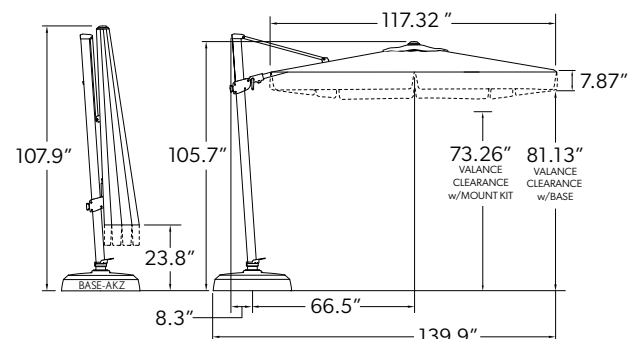


### SHOWN

Item No: AG25TSQR-09  
Fabric: 7865 New Block Sea Stripe  
Base: BASE-AKZ-09 (Base sold separately)

| ITEM NO.            | AG25TSQR      |               |
|---------------------|---------------|---------------|
| Size                | 10'           |               |
| Shape               | Square        |               |
| Ribs                | 8             |               |
| Pole Diameter       | 3.54" x 2.56" |               |
| Vent                | SWV           |               |
| Lift                | Crank         |               |
| Tilt                | Front to Back | Left to Right |
| Weight              | SWV 72 lbs.   | SWV-V 73 lbs. |
| Cube                | 6.8           |               |
| Minimum Base Weight | 200 lbs.      |               |

### SPECIFICATIONS



### FEATURES

- Powder coated aluminum
- Foot pedal to easily rotate umbrella 360°
- Infinite front to back tilt: Up to 30° back tilt
- Infinite left to right tilting capabilities
- Built-in light adapter to fit Treasure Garden lights
- Includes protective cover

### + OPTIONS

- Valance (add "V" to item no.) - Example: AG25TSQR-00DV
- Bases and mount kits (pages 18 & 19)

### + REPLACEMENT PARTS

|                           |             |
|---------------------------|-------------|
| Frame                     | AG25TSQR-0_ |
| Canopy (SWV)              | CAG25TSQR   |
| Canopy (SWV with valance) | CAG25TSQRV  |
| Protective cover          | PFC955      |

Shipping Information: **Truck Only**

# 10' AG19A



## Cantilever Collection



70  
sq. ft. coverage



### AVAILABLE IN

-  AG19A-00  
Bronze
-  AG19A-09  
Black

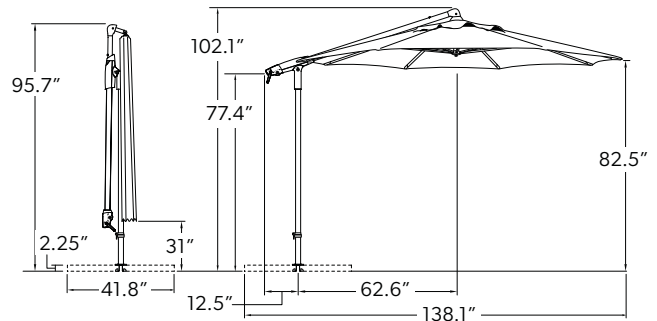


### SHOWN

Item No: AG19A-00  
Fabric: 4822 Khaki  
Base: BF10-00 Resin Base Weights (Base sold separately)

| ITEM NO.            | AG19A         |
|---------------------|---------------|
| Size                | 10'           |
| Shape               | Octagon       |
| Ribs                | 8             |
| Pole Diameter       | 2.17"         |
| Vent                | SWV           |
| Lift                | Crank         |
| Tilt                | Left to Right |
| Weight              | 60 lbs.       |
| Cube                | 8.52          |
| Minimum Base Weight | 180 lbs.      |

### SPECIFICATIONS



### FEATURES

- Powder coated aluminum
- A full 360° rotation with base stem clamp
- Infinite left to right tilting capabilities
- AG universal cross bar stand (included) adjusts to fit 16" to 20" paver sizes
- Built-in light adapter to fit Treasure Garden lights

### + OPTIONS

- Base weights - BF10 (page 18)
- Protective cover - PFC912

### + REPLACEMENT PARTS

|              |          |
|--------------|----------|
| Frame        | AG19A-0_ |
| Canopy (SWV) | CAG19A   |

Shipping Information: Truck Only





*SHOWN*  
Umbrella:  
AG19A-00  
5404 Natural

Base:  
BF10-00



# BASE OPTIONS

## Cantilever Collection



### AKZ13 Rolling Base | BASE-13RA-\_\_

Includes: Steel base frame, resin lid, foot pedal, (4) wheels and (4) add-on weights to be filled with 300 lbs. of sand and water (sand not included).

| Finishes  | Size             | Weight   | Cube |
|---|------------------|----------|------|
| 00-Bronze<br>02-Anthracite<br>09-Black<br>SD-Sand | 34" x 34" x 7.5" | 152 lbs. | 11   |



**Compatible with:**  
AKZP13LX,  
AKZPRTLX, AKZP13,  
AKZPRT, AKZPSQ11,  
AKZP, AG25T,  
AG25TSQ

### AKZ13 Base | BASE-13-\_\_

Includes: Steel base frame, resin lid, foot pedal, and four (4) add-on weights. Base holds up to 400 lbs. of sand (sand not included).

| Finishes  | Size             | Weight  | Cube |
|---|------------------|---------|------|
| 00-Bronze<br>02-Anthracite<br>09-Black<br>SD-Sand | 34" x 34" x 7.5" | 74 lbs. | 7    |



**Compatible with:**  
AKZP13LX,  
AKZPRTLX, AKZP13,  
AKZPRT, AKZPSQ11,  
AKZP, AG25T,  
AG25TSQ

### AKZ Base | BASE-AKZ-\_\_

Includes: Resin base shell and lid. Base holds up to 200 lbs. of sand (sand not included).

| Finishes                               | Size             | Weight  | Cube |
|--|------------------|---------|------|
| 00-Bronze<br>02-Anthracite<br>09-Black | 32" x 32" x 7.5" | 38 lbs. | 5.5  |



**Compatible with:**  
AKZP  
AG25T  
AG25TSQ

### Resin Base Weights | BF10-\_\_

Includes: Four (4) sections that fit onto the AG Universal Cross Bar Stand (included w/frame). Base weights hold up to 220 lbs. of sand (sand not included).

| Finishes              | Size                 | Weight  | Cube |
|-----------------------|----------------------|---------|------|
| 00-Bronze<br>09-Black | 39.4" x 39.4" x 4.5" | 29 lbs. | 4.7  |



**Compatible with:**  
AG19A

Our Mount Kit options open up a world of opportunities for large shades. Kits can be mounted 3 ways – Concrete, In-Ground and Wood Decks.

Compatible with: AKZP13LX, AKZPRTLX, AKZP13, AKZPRT, AKZPSQ11, AKZP, AG25T, & AG25TSQ

(MOUNT KITS REDUCES THE CANOPY CLEARANCE BY 7.5")



### Concrete Mount

Includes:  
Adapter plate and expansion bolts



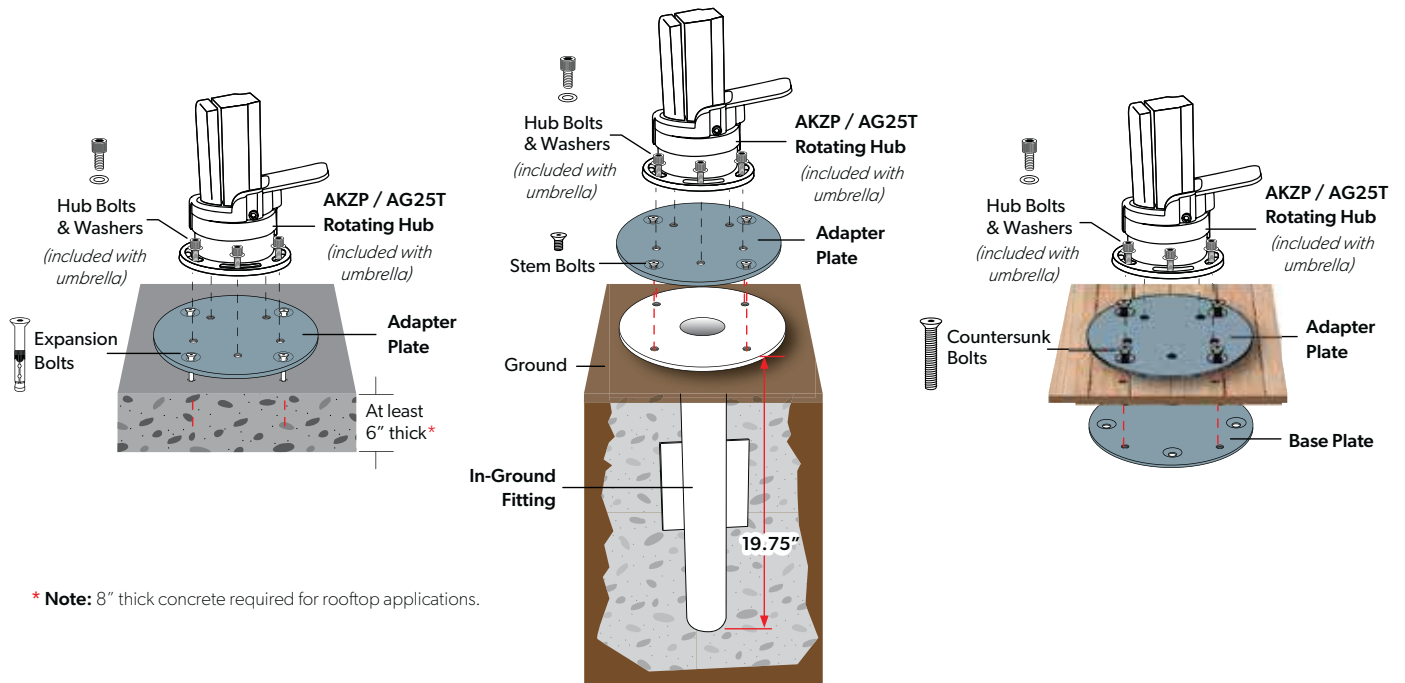
### In-Ground Mount

Includes:  
Adapter plate, in-ground fitting,  
and stem bolts



### Wood Mount

Includes:  
Adapter plate, base plate,  
and countersunk bolts



| Mount Kits          |         | Diameter | Overall Depth | Weight  | Cube | Case Pack | Case Weight | Case Cube |
|---------------------|---------|----------|---------------|---------|------|-----------|-------------|-----------|
| Concrete Mount Kit  | AMK-C22 | 8.5"     | n/a           | 10 lbs. | 0.22 | 6         | 58 lbs.     | 1.1       |
| In-Ground Mount Kit | AMK-G   | 8.5"     | 19.75"        | 22 lbs. | 1.51 | 4         | 81 lbs.     | 6.03      |
| Wood Mount Kit      | AMK-W   | 8.5"     | n/a           | 14 lbs. | 0.22 | 5         | 71 lbs.     | 1.1       |

Note: Can be ordered individually or case pack.

# SPECIALTY COLLECTION

---

10' Shanghai Collar Tilt  
Round Series

**SHOWN**  
Umbrella:  
USA45-09  
5407 Henna

Base:  
BG509/BW30







# 10' SHANGHAI COLLAR TILT

Specialty Collection



70  
sq. ft. coverage



## AVAILABLE IN



USA45-09  
Black

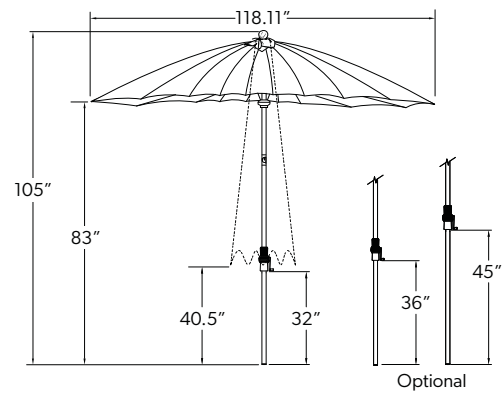


### SHOWN

Item No: USA45-09  
Fabric: 6906 Arbor Smoke  
Base: BKM1009 (Base sold separately)

| ITEM NO.            | USA45-09 |
|---------------------|----------|
| Size                | 10'      |
| Shape               | Round    |
| Ribs                | 24       |
| Pole Diameter       | 1.5"     |
| Bottom Pole         | 32"      |
| Lift                | Crank    |
| Tilt                | Collar   |
| Weight              | 25 lbs.  |
| Cube                | 2        |
| Minimum Base Weight | 80 lbs.  |

## SPECIFICATIONS



## FEATURES

- 24 fiberglass ribs
- Powder coated aluminum
- Easy to twist collar tilt function
- Maximum tilt 30°
- Textured two-piece ribbed pole
- Crank lift system
- Fabric wrapped finial

## + OPTIONS

- Bases and mount kits (pages 52-55, 57)
- Protective cover - PFC902

## + REPLACEMENT PARTS

|                            |           |
|----------------------------|-----------|
| Frame                      | USA45-09  |
| 32" Bottom Pole (Standard) | BP32-8009 |
| 36" Bottom Pole            | BP36-8019 |
| 45" Bottom Pole            | BP45-8009 |

STRIPED FABRICS NOT AVAILABLE ON THIS STYLE.

Shipping Information: Standard Parcel/Courier Services





**SHOWN**

**Umbrella:**  
USA45-09  
6907 Lagoon Dove

**Base:**  
BG509/BW30

**Rug:**  
Illusion - Black Mirage  
RP-505-360-80 (7'10" x 10')

# MARKET COLLECTION

---

11' TWIST *tilt*  
Octagon Series

9' TWIST *tilt*  
Octagon Series

9' Starlux Collar Tilt  
Octagon Series

11' Collar Tilt  
Octagon Series

9' Collar Tilt  
Octagon Series

 11' FLEX  
Octagon Series

 9' FLEX  
Octagon Series

 7.5' FLEX  
Square Series

11' Auto Tilt  
Octagon Series

9' Auto Tilt  
Octagon Series

8'x10' Auto Tilt  
Rectangle Series


9' Glide Tilt  
Octagon Series

7.5' Glide Tilt  
Octagon Series

9' Push Button Tilt  
Octagon Series


7.5' Push Button Tilt  
Octagon Series

9' Quad Pulley Lift  
Octagon Series



## SHOWN

Umbrella:  
UM850-03  
48103S Cast Ocean

Base:  
ZB115-AW   
MKSB21-AW  
(see pages 117-118)







**AVAILABLE IN**

-  **UM851-02**  
Anthracite
-  **UM851-03**  
White

**SHOWN**

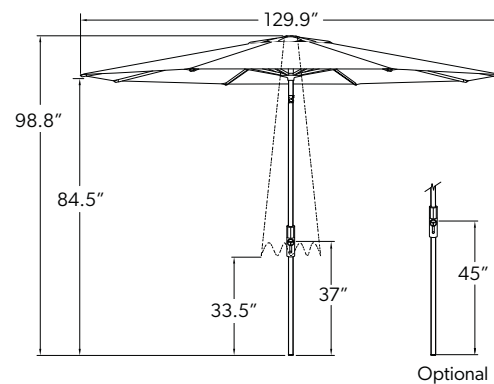
Item No: UM851-02  
Fabric: 14087 Gateway Coast Stripe  
Base: BG502 (Base sold separately)

| ITEM NO.            | UM851      |
|---------------------|------------|
| Size                | 11'        |
| Shape               | Octagon    |
| Ribs                | 8          |
| Pole Diameter       | 1.58"/40mm |
| Bottom Pole         | 36"        |
| Vent                | SWV        |
| Lift                | Crank      |
| Tilt                | Collar     |
| Weight              | 19 lbs.    |
| Cube                | 4.41       |
| Minimum Base Weight | 80 lbs.    |

**FEATURES**

- Powder coated aluminum
- Easy to twist collar tilt function
- Maximum tilt 30°
- Release clamp on housing to easily rotate umbrella 360°
- Functional crank handle automatically returns to center position
- Modernly designed hub, fittings, crank housing, and finial
- Textured two-piece ribbed pole
- Crank lift system
- Residential and commercial use

**SPECIFICATIONS**



**+ OPTIONS**

- Bases and mount kits (pages 52-55, 57)
- Protective cover - PFC902

**+ REPLACEMENT PARTS**

|                            |           |
|----------------------------|-----------|
| Frame                      | UM851-0_  |
| Canopy (SWV)               | C8511     |
| 37" Bottom pole (Standard) | BP37-850_ |
| 45" Bottom pole            | BP45-850_ |

Shipping Information: **Standard Parcel/Courier Services**





**AVAILABLE IN**



**UM850-02**  
Anthracite



**UM850-03**  
White

**SHOWN**

Item No: UM850-03  
Fabric: 48103S Cast Ocean  
Base: BSA120SQ-AW (Base sold separately)

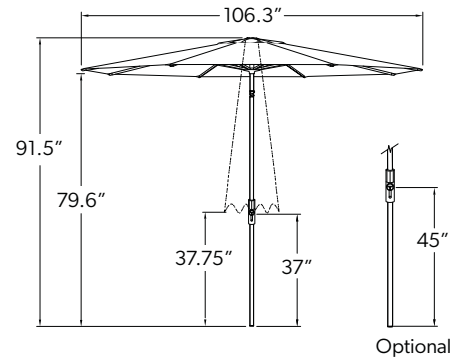
**ITEM NO. UM850**

|                     |            |
|---------------------|------------|
| Size                | 9'         |
| Shape               | Octagon    |
| Ribs                | 8          |
| Pole Diameter       | 1.58"/40mm |
| Bottom Pole         | 36"        |
| Vent                | SWV        |
| Lift                | Crank      |
| Tilt                | Collar     |
| Weight              | 16 lbs.    |
| Cube                | 3.75       |
| Minimum Base Weight | 50 lbs.    |

**FEATURES**

- Powder coated aluminum
- Easy to twist collar tilt function
- Maximum tilt 30°
- Release clamp on housing to easily rotate umbrella 360°
- Functional crank handle automatically returns to center position
- Modernly designed hub, fittings, crank housing, and finial
- Textured two-piece ribbed pole
- Crank lift system
- Residential and commercial use

**SPECIFICATIONS**



**+ OPTIONS**

- Bases and mount kits (pages 52-57)
- Protective cover - PFC902

**+ REPLACEMENT PARTS**

|                            |           |
|----------------------------|-----------|
| Frame                      | UM850-0_  |
| Canopy (SWV)               | C8509     |
| 37" Bottom pole (Standard) | BP37-850_ |
| 45" Bottom pole            | BP45-850_ |

Shipping Information: Standard Parcel/Courier Services

# 9' STARLUX COLLAR TILT

## Market Collection



57  
sq ft. coverage



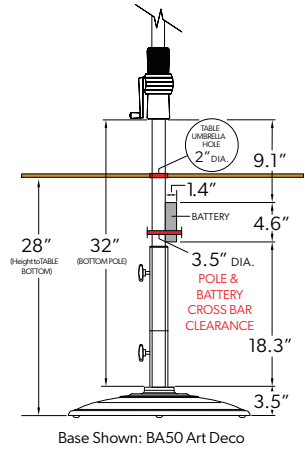
### AVAILABLE IN



**UM800LX-00**  
Bronze



**UM800LX-09**  
Black



### SHOWN

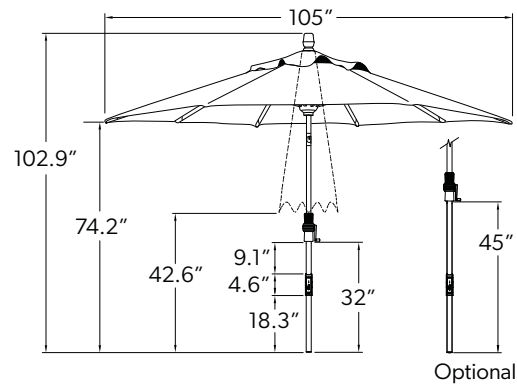
Item No: UM800LX-00  
Fabric: 14106 Seasalt  
Base: BG500 (Base sold separately)

| ITEM NO.            | UM800LX     |             |
|---------------------|-------------|-------------|
| Size                | 9'          |             |
| Shape               | Octagon     |             |
| Ribs                | 8           |             |
| Pole Diameter       | 1.5"        |             |
| Bottom Pole         | 32"         |             |
| Vent                | SWV         | DWV         |
| Lift                | Crank       |             |
| Tilt                | Collar      |             |
| Weight              | SWV 24 lbs. | DWV 25 lbs. |
| Cube                | 2.7         |             |
| Minimum Base Weight | 50 lbs.     |             |

### FEATURES

- Light strips built into (8) ribs for an elegant and modern look
- External rechargeable battery pack with charge level indicator
- Up to 8 hours of battery life and 20,000 lifetime hours
- Built-in USB charging port (5V output)
- Crank lift system with easy to twist collar tilt function
- Maximum tilt 30°
- Color temperature: 4000-4500K
- Powder coated aluminum
- Textured two-piece ribbed pole
- 26 ft. power supply cord
- Water and dust resistant
- Residential and commercial use

### SPECIFICATIONS



### + OPTIONS

- Designer canopy (page 82)
- Bases and mount kits (pages 52-57)
- Protective cover - PFC902

### + REPLACEMENT PARTS

|                            |              |
|----------------------------|--------------|
| Frame                      | UM800LX-0_   |
| Canopy (SWV)               | C809         |
| Canopy (DWV)               | C809D        |
| 32" Bottom pole (Standard) | BP32-800_LXR |
| 45" Bottom pole            | BP45-800_LXR |

Shipping Information: Standard Parcel/Courier Services





**AVAILABLE IN**



**UM801-00**  
Bronze



**UM801-09**  
Black

**SHOWN**

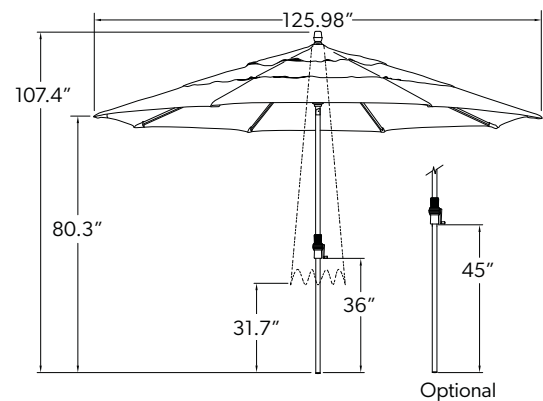
Item No: UM801-09  
Fabric: 57012 Cloud  
Base: BKM1009 (Base sold separately)

| ITEM NO.            | UM801       |             |
|---------------------|-------------|-------------|
| Size                | 11'         |             |
| Shape               | Octagon     |             |
| Ribs                | 8           |             |
| Pole Diameter       | 1.5"        |             |
| Bottom Pole         | 36"         |             |
| Vent                | SWV         | DWV         |
| Lift                | Crank       |             |
| Tilt                | Collar      |             |
| Weight              | SWV 22 lbs. | DWV 23 lbs. |
| Cube                | 1.74        |             |
| Minimum Base Weight | 80 lbs.     |             |

**FEATURES**

- Powder coated aluminum
- Easy to twist collar tilt function
- Maximum tilt 30°
- Textured two-piece ribbed pole
- Crank lift system
- Residential and commercial use

**SPECIFICATIONS**



**+ OPTIONS**

- Designer canopy (page 82)
- Bases and mount kits (pages 52-55, 57)
- Protective cover - PFC902


**+ REPLACEMENT PARTS**

|                            |           |
|----------------------------|-----------|
| Frame                      | UM801-0_  |
| Canopy (SWV)               | C811      |
| Canopy (DWV)               | C811D     |
| 36" Bottom pole (Standard) | BP36-801_ |
| 45" Bottom pole            | BP45-800_ |

Shipping Information: Standard Parcel/Courier Services



**AVAILABLE IN**

-  **UM800-00**  
Bronze
-  **UM800-02**  
Anthracite
-  **UM800-09**  
Black

**SHOWN**

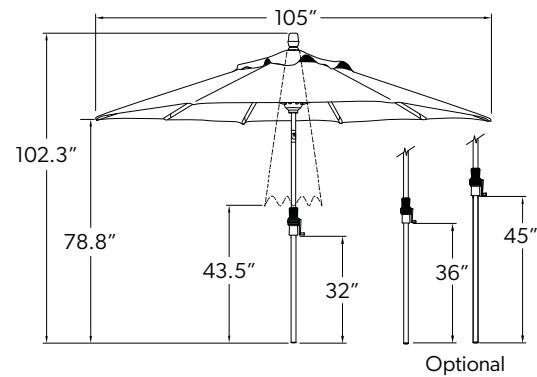
Item No: UM800-00  
Fabric: DC7 Style - 5461 Taupe / 6671 Pathway Pumice Stripe  
Base: BG500 (Base sold separately)

| ITEM NO.            | <b>UM800</b> |             |
|---------------------|--------------|-------------|
| Size                | 9'           |             |
| Shape               | Octagon      |             |
| Ribs                | 8            |             |
| Pole Diameter       | 1.5"         |             |
| Bottom Pole         | 32"          |             |
| Vent                | SWV          | DWV         |
| Lift                | Crank        |             |
| Tilt                | Collar       |             |
| Weight              | SWV 19 lbs.  | DWV 20 lbs. |
| Cube                | 1.74         |             |
| Minimum Base Weight | 50 lbs.      |             |

**FEATURES**

- Powder coated aluminum
- Easy to twist collar tilt function
- Maximum tilt 30°
- Textured two-piece ribbed pole
- Crank lift system
- Residential and commercial use

**SPECIFICATIONS**



**+ OPTIONS**

- Designer canopy (page 82)
- Bases and mount kits (pages 52-57)
- Protective cover - PFC902

**+ REPLACEMENT PARTS**

|                            |           |
|----------------------------|-----------|
| Frame                      | UM800-0_  |
| Canopy (SWV)               | C809      |
| Canopy (DWV)               | C809D     |
| 32" Bottom pole (Standard) | BP32-800_ |
| 36" Bottom pole            | BP36-801_ |
| 45" Bottom pole            | BP45-800_ |

Shipping Information: **Standard Parcel/Courier Services**





**SHOWN**

Umbrella:  
UM8009  
4853 Vanilla




Base:  
BG509

Rug:  
Soho Textured Stripe - Black  
RG-118-690-35 (5'3"x7'4")





**AVAILABLE IN**

-  **UM841-SS**  
Silver Shadow, Anodized
-  **UM841-00**  
Bronze
-  **UM841-09**  
Black

**SHOWN**

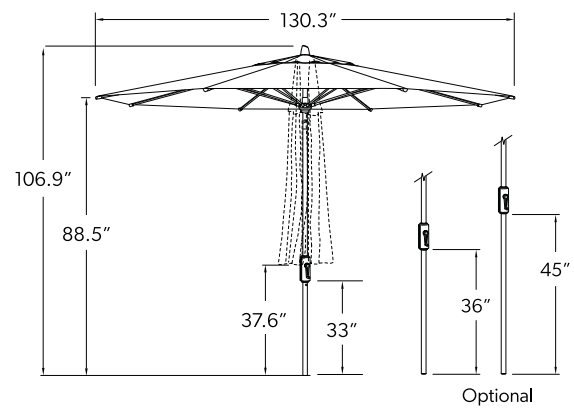
Item No: UM841-00  
Fabric: 5422 Antique Beige  
Base: BKM1000 (Base sold separately)

| ITEM NO.            | <b>UM841</b> |             |
|---------------------|--------------|-------------|
| Size                | 11'          |             |
| Shape               | Octagon      |             |
| Ribs                | 8            |             |
| Rib Diameter        | 0.6"/17mm    |             |
| Pole Diameter       | 1.58"/40mm   |             |
| Pole Thickness      | 0.08"/2mm    |             |
| Bottom Pole         | 33"          |             |
| Vent                | SWV          | DWV         |
| Lift                | Crank        |             |
| Tilt                | Crank        |             |
| Weight              | SWV 20 lbs.  | DWV 23 lbs. |
| Cube                | 1.72         |             |
| Minimum Base Weight | 80 lbs.      |             |

**FEATURES**

- Commercial grade fiberglass ribs
- Powder coated aluminum pole
- Automatic crank to tilt canopy
- Maximum tilt 30°
- 100% Kevlar mesh lift cord for added strength and durability
- Crank lift system
- Double and single wind vent canopy options
- Residential and commercial use

**SPECIFICATIONS**



**+ OPTIONS**

- Bases and mount kits (pages 52-55, 57)
- Protective cover - PFC902

**+ REPLACEMENT PARTS**




|                            |           |
|----------------------------|-----------|
| Frame                      | UM841-__  |
| Canopy (SWV)               | C8411     |
| Canopy (DWV)               | C8411D    |
| 33" Bottom pole (Standard) | BP33-840_ |
| 36" Bottom pole            | BP36-840_ |
| 45" Bottom pole            | BP45-840_ |

Shipping Information: **Standard Parcel/Courier Services**





**AVAILABLE IN**

-  **UM840-SS**  
Silver Shadow,  
Anodized
-  **UM840-00**  
Bronze
-  **UM840-09**  
Black

**SHOWN**

Item No: UM840-09  
Fabric: 5422 Antique Beige  
Base: BKM1009 (Base sold separately)

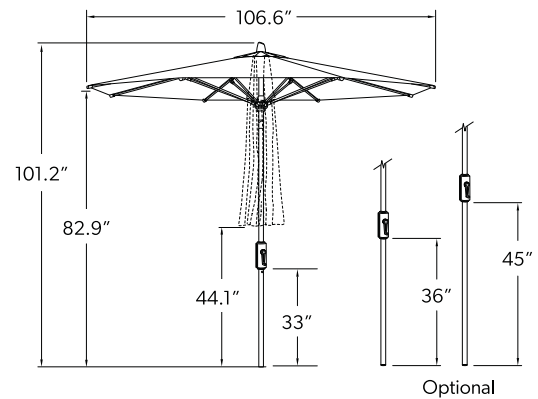
**ITEM NO. UM840**

|                            |             |             |
|----------------------------|-------------|-------------|
| <b>Size</b>                | 9'          |             |
| <b>Shape</b>               | Octagon     |             |
| <b>Ribs</b>                | 8           |             |
| <b>Rib Diameter</b>        | 0.6"/17mm   |             |
| <b>Pole Diameter</b>       | 1.58"/40mm  |             |
| <b>Pole Thickness</b>      | 0.08"/2mm   |             |
| <b>Bottom Pole</b>         | 33"         |             |
| <b>Vent</b>                | SWV         | DWV         |
| <b>Lift</b>                | Crank       |             |
| <b>Tilt</b>                | Crank       |             |
| <b>Weight</b>              | SWV 18 lbs. | DWV 19 lbs. |
| <b>Cube</b>                | 1.72        |             |
| <b>Minimum Base Weight</b> | 50 lbs.     |             |

**FEATURES**

- Commercial grade fiberglass ribs
- Powder coated aluminum pole
- Automatic crank to tilt canopy
- Maximum tilt 30°
- 100% Kevlar mesh lift cord for added strength and durability
- Crank lift system
- Double and single wind vent canopy options
- Residential and commercial use

**SPECIFICATIONS**



**+ OPTIONS**

- Bases and mount kits (pages 52-55, 57)
- Protective cover - PFC902




**+ REPLACEMENT PARTS**

|                            |            |
|----------------------------|------------|
| Frame                      | UM840-__   |
| Canopy (SWV)               | C8409      |
| Canopy (DWV)               | C8409D     |
| 33" Bottom pole (Standard) | BP33-840__ |
| 36" Bottom pole            | BP36-840__ |
| 45" Bottom pole            | BP45-840__ |

Shipping Information: Standard Parcel/Courier Services



**AVAILABLE IN**

-  **UM847SQ-SS**  
Silver Shadow, Anodized
-  **UM847SQ-00**  
Bronze
-  **UM847SQ-09**  
Black

**SHOWN**

Item No: UM847SQ-SS  
Fabric: 5422 Antique Beige  
Base: BKM1009 (Base sold separately)

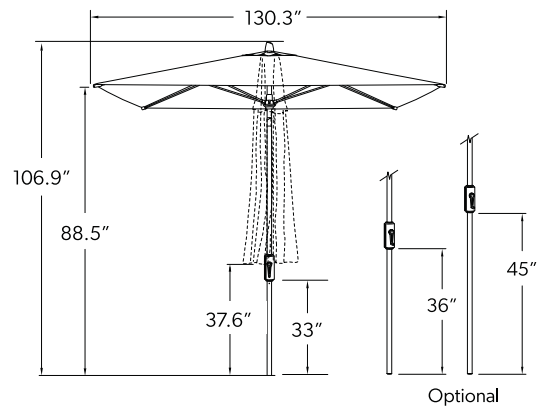
**ITEM NO. UM847SQ**

|                     |             |
|---------------------|-------------|
| Size                | 7.5'        |
| Shape               | Square      |
| Ribs                | 4           |
| Rib Diameter        | 0.6"/17mm   |
| Pole Diameter       | 1.58"/40mm  |
| Pole Thickness      | 0.08"/2mm   |
| Bottom Pole         | 33"         |
| Vent                | SWV         |
| Lift                | Crank       |
| Tilt                | Crank       |
| Weight              | SWV 12 lbs. |
| Cube                | 1.72        |
| Minimum Base Weight | 50 lbs.     |

**FEATURES**

- Commercial grade fiberglass ribs
- Powder coated aluminum pole
- Automatic crank to tilt canopy
- Maximum tilt 30°
- 100% Kevlar mesh lift cord for added strength and durability
- Crank lift system
- Double and single wind vent canopy options
- Residential and commercial use

**SPECIFICATIONS**



**+ OPTIONS**

- Bases and mount kits (pages 52-55, 57)
- Protective cover - PFC901

**+ REPLACEMENT PARTS**





|                            |           |
|----------------------------|-----------|
| Frame                      | UM847SQ_  |
| Canopy (SWV)               | C847SQ    |
| 33" Bottom pole (Standard) | BP33-840_ |
| 36" Bottom pole            | BP36-840_ |
| 45" Bottom pole            | BP45-840_ |

Shipping Information: **Standard Parcel/Courier Services**





**AVAILABLE IN**

-  **UM812-00**  
Bronze
-  **UM812-02**  
Anthracite
-  **UM812-03**  
White
-  **UM812-09**  
Black

**SHOWN**

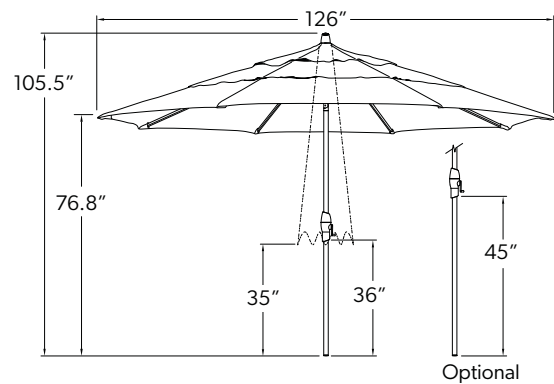
Item No: UM812-00D  
Fabric: 5461 Taupe  
Base: BKM1000 (Base sold separately)

| ITEM NO.            | UM812       |             |
|---------------------|-------------|-------------|
| Size                | 11'         |             |
| Shape               | Octagon     |             |
| Ribs                | 8           |             |
| Pole Diameter       | 1.5"        |             |
| Bottom Pole         | 36"         |             |
| Vent                | SWV         | DWV         |
| Lift                | Crank       |             |
| Tilt                | Crank       |             |
| Weight              | SWV 22 lbs. | DWV 23 lbs. |
| Cube                | 1.74        |             |
| Minimum Base Weight | 80 lbs.     |             |

**FEATURES**

- Powder coated aluminum
- Automatic crank to tilt canopy
- Maximum tilt 30°
- 100% Kevlar mesh lift cord for added strength and durability
- Crank lift system

**SPECIFICATIONS**



**+ OPTIONS**

- Designer canopy (page 82)
- Bases and mount kits (pages 52-55, 57)
- Protective cover - PFC902







**+ REPLACEMENT PARTS**

|                            |           |
|----------------------------|-----------|
| Frame                      | UM812-0_  |
| Canopy (SWV)               | C811      |
| Canopy (DWV)               | C811D     |
| 36" Bottom pole (Standard) | BP36-812_ |
| 45" Bottom pole            | BP45-810_ |

Shipping Information: Standard Parcel/Courier Services



**AVAILABLE IN**

-  **UM810-SS**  
Silver Shadow, Anodized
-  **UM810-WO**  
Weathered Oak
-  **UM810-00**  
Bronze
-  **UM810-02**  
Anthracite
-  **UM810-03**  
White
-  **UM810-09**  
Black

**SHOWN**

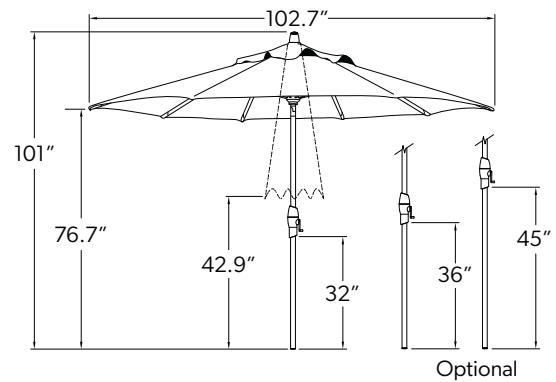
Item No: UM810-WO   
Fabric: 58039 Gateway Mist Stripe  
Base: BG50SD  (Base sold separately)

| ITEM NO.            | <b>UM810</b> |             |
|---------------------|--------------|-------------|
| Size                | 9'           |             |
| Shape               | Octagon      |             |
| Ribs                | 8            |             |
| Pole Diameter       | 1.5"         |             |
| Bottom Pole         | 32"          |             |
| Vent                | SWV          | DWV         |
| Lift                | Crank        |             |
| Tilt                | Crank        |             |
| Weight              | SWV 19 lbs.  | DWV 20 lbs. |
| Cube                | 1.74         |             |
| Minimum Base Weight | 50 lbs.      |             |

**FEATURES**

- Powder coated aluminum
- Automatic crank to tilt canopy
- Maximum tilt 30°
- 100% Kevlar mesh lift cord for added strength and durability
- Crank lift system

**SPECIFICATIONS**



**+ OPTIONS**

- Designer canopy (page 82)
- Bases and mount kits (pages 52-57)
- Protective cover - PFC902

**+ REPLACEMENT PARTS**

|                            |            |
|----------------------------|------------|
| Frame                      | UM810-__   |
| Canopy (SWV)               | C809       |
| Canopy (DWV)               | C809D      |
| 32" Bottom pole (Standard) | BP32-810__ |
| 36" Bottom pole            | BP36-812__ |
| 45" Bottom pole            | BP45-810__ |

Shipping Information: **Standard Parcel/Courier Services**



80  
sq. ft. coverage







# 8'x10' AUTO TILT


Market Collection



### AVAILABLE IN

-  **UM8810RT-00**  
Bronze
-  **UM8810RT-02**  
Anthracite
-  **UM8810RT-03**  
White
-  **UM8810RT-09**  
Black

### SHOWN

Item No: UM8810RT-03   
 Fabric: 4881 Blue Jay  
 Base: BKMSQ1003 (Base sold separately)

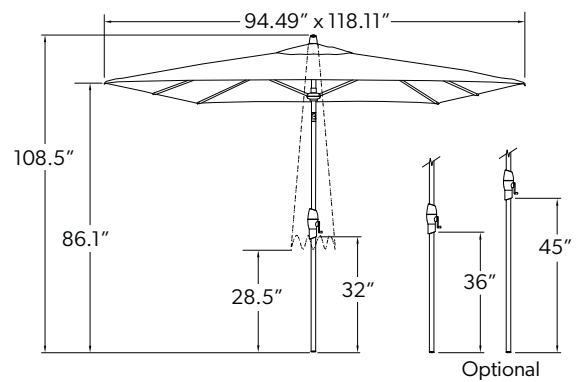
### ITEM NO. **UM8810RT**

|                     |           |
|---------------------|-----------|
| Size                | 8'x10'    |
| Shape               | Rectangle |
| Ribs                | 8         |
| Pole Diameter       | 1.5"      |
| Bottom Pole         | 32"       |
| Vent                | SWV       |
| Lift                | Crank     |
| Tilt                | Crank     |
| Weight              | 22 lbs.   |
| Cube                | 1.95      |
| Minimum Base Weight | 100 lbs.  |

### FEATURES

- Powder coated aluminum
- Automatic crank to tilt canopy
- Maximum tilt 30°
- 100% Kevlar mesh lift cord for added strength and durability
- Crank lift system

### SPECIFICATIONS



### + OPTIONS

- Bases and mount kits (pages 52-53, 57)
- Protective cover - PFC910

### + REPLACEMENT PARTS



|                            |             |
|----------------------------|-------------|
| Frame                      | UM8810RT-0_ |
| Canopy (SWV)               | C8810       |
| 32" Bottom pole (Standard) | BP32-810_   |
| 36" Bottom pole            | BP36-812_   |
| 45" Bottom pole            | BP45-810_   |

STRIPED FABRICS NOT AVAILABLE ON THIS STYLE.

Shipping Information: Standard Parcel/Courier Services



**AVAILABLE IN**

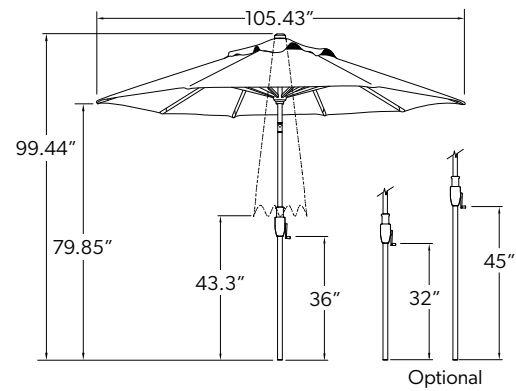
-  **UM970-00**  
Bronze
-  **UM970-09**  
Black

**SHOWN**

Item No: UM970-09  
Fabric: 48910 Dakota Stone Stripe  
Base: BW509 (Base sold separately)

| ITEM NO.            | <b>UM970</b> |             |
|---------------------|--------------|-------------|
| Size                | 9'           |             |
| Shape               | Octagon      |             |
| Ribs                | 8            |             |
| Pole Diameter       | 1.5"         |             |
| Bottom Pole         | 36"          |             |
| Vent                | SWV          | DWV         |
| Lift                | Crank        |             |
| Tilt                | Glide        |             |
| Weight              | SWV 18 lbs.  | DWV 19 lbs. |
| Cube                | 1.58         |             |
| Minimum Base Weight | 50 lbs.      |             |

**SPECIFICATIONS**



**FEATURES**

- Powder coated aluminum
- Revolutionary slide to tilt canopy function
- Maximum tilt 22°
- Crank lift system

**+ OPTIONS**

- Designer canopy (page 82)
- Bases and mount kits (pages 52-57)
- Protective cover - PFC902

**+ REPLACEMENT PARTS**

|                            |           |
|----------------------------|-----------|
| Frame                      | UM970-0_  |
| Canopy (SWV)               | C809      |
| Canopy (DWV)               | C809D     |
| 32" Bottom pole            | BP32-810_ |
| 36" Bottom pole (Standard) | BP36-812_ |
| 45" Bottom pole            | BP45-810_ |

Shipping Information: **Standard Parcel/Courier Services**



**AVAILABLE IN**



**UM977-00**  
Bronze



**UM977-09**  
Black

**SHOWN**

Item No: UM977-00  
Fabric: 4822 Khaki  
Base: BW500 (Base sold separately)

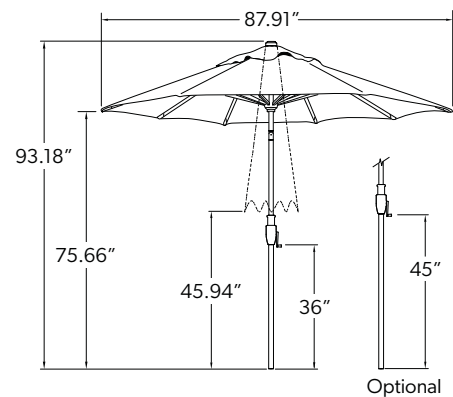
**ITEM NO. UM977**

|                     |         |
|---------------------|---------|
| Size                | 7.5'    |
| Shape               | Octagon |
| Ribs                | 8       |
| Pole Diameter       | 1.5"    |
| Bottom Pole         | 36"     |
| Vent                | SWV     |
| Lift                | Crank   |
| Tilt                | Glide   |
| Weight              | 15 lbs. |
| Cube                | 1.44    |
| Minimum Base Weight | 50 lbs. |

**FEATURES**

- Powder coated aluminum
- Revolutionary slide to tilt canopy function
- Maximum tilt 22°
- Crank lift system
- Great for small areas

**SPECIFICATIONS**



**+ OPTIONS**

- Bases and mount kits (pages 52-57)
- Protective cover - PFC901

**+ REPLACEMENT PARTS**

|                            |           |
|----------------------------|-----------|
| Frame                      | UM977-0_  |
| Canopy (SWV)               | C807      |
| 36" Bottom pole (Standard) | BP36-812_ |
| 45" Bottom pole            | BP45-810_ |

Shipping Information: Standard Parcel/Courier Services



# 9' PUSH BUTTON TILT





## Market Collection



57  
sq ft. coverage



### AVAILABLE IN

-  **UM920-00**  
Bronze
-  **UM920-02**  
Anthracite
-  **UM920-03**  
White
-  **UM920-09**  
Black

### SHOWN

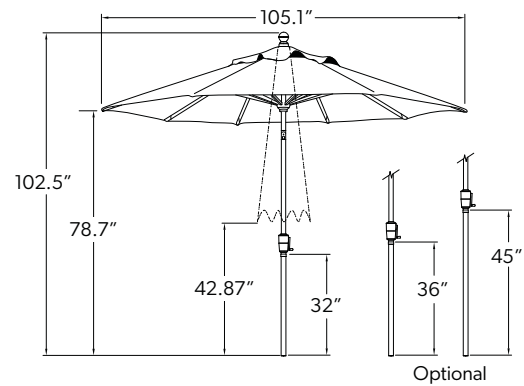
Item No: UM920-03  
Fabric: 4838 Lemon  
Base: BW503 (Base sold separately)

| ITEM NO.            | UM920          |                  |
|---------------------|----------------|------------------|
| Size                | 9'             |                  |
| Shape               | Octagon        |                  |
| Ribs                | 8              |                  |
| Pole Diameter       | 1.38" Top Pole | 1.5" Bottom Pole |
| Bottom Pole         | 32"            |                  |
| Vent                | SWV            | DWV              |
| Lift                | Crank          |                  |
| Tilt                | Push Button    |                  |
| Weight              | SWV 17 lbs.    | DWV 18 lbs.      |
| Cube                | 1.74           |                  |
| Minimum Base Weight | 50 lbs.        |                  |

### FEATURES

- Powder coated aluminum
- Manual push button, two-way tilt canopy
- Maximum tilt 30°
- Crank lift system

### SPECIFICATIONS



### + OPTIONS

- Designer canopy (page 82)
- Bases and mount kits (pages 52-57)
- Protective cover - PFC902




### + REPLACEMENT PARTS

|                            |           |
|----------------------------|-----------|
| Frame                      | UM920-0_  |
| Canopy (SWV)               | C809      |
| Canopy (DWV)               | C809D     |
| 32" Bottom pole (Standard) | BP32-920_ |
| 36" Bottom pole            | BP36-907_ |
| 45" Bottom pole            | BP45-920_ |

Shipping Information: Standard Parcel/Courier Services



### AVAILABLE IN

-  **UM907-00**  
Bronze
-  **UM907-03**  
White
-  **UM907-09**  
Black

### SHOWN

Item No: UM907-09  
Fabric: 4815 Sunset  
Base: BW509 (Base sold separately)

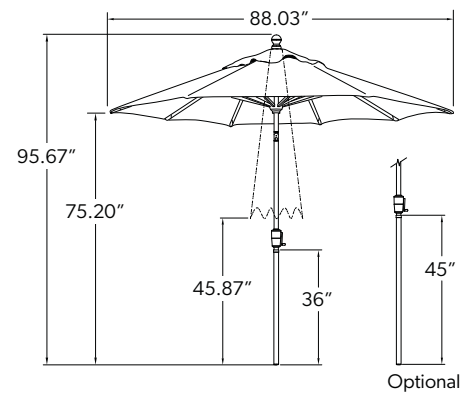
### ITEM NO. **UM907**

|                     |                |                  |
|---------------------|----------------|------------------|
| Size                | 7.5'           |                  |
| Shape               | Octagon        |                  |
| Ribs                | 8              |                  |
| Pole Diameter       | 1.38" Top Pole | 1.5" Bottom Pole |
| Bottom Pole         | 36"            |                  |
| Vent                | SWV            |                  |
| Lift                | Crank          |                  |
| Tilt                | Push Button    |                  |
| Weight              | 14 lbs.        |                  |
| Cube                | 1.45           |                  |
| Minimum Base Weight | 50 lbs.        |                  |

### FEATURES

- Powder coated aluminum
- Manual push button, two-way tilt canopy
- Maximum tilt 30°
- Crank lift system
- Great for small areas

### SPECIFICATIONS



### + OPTIONS

- Bases and mount kits (pages 52-57)
- Protective cover - PFC901

### + REPLACEMENT PARTS

|                            |           |
|----------------------------|-----------|
| Frame                      | UM907-0_  |
| Canopy (SWV)               | C807      |
| 36" Bottom pole (Standard) | BP36-907_ |
| 45" Bottom pole            | BP45-920_ |

Shipping Information: Standard Parcel/Courier Services

# 9' QUAD PULLEY LIFT

Market Collection



57  
sq ft. coverage



## AVAILABLE IN



**UM809-1H**  
Hardwood

### SHOWN

Item No: UM809-1H  
Fabric: 56095 Astoria Sunset Stripe  
Base: BW500 (Base sold separately)

| ITEM NO.            | UM809-1H    |             |
|---------------------|-------------|-------------|
| Size                | 9'          |             |
| Shape               | Octagon     |             |
| Ribs                | 8           |             |
| Pole Diameter       | 1.5"        |             |
| Bottom Pole         | 36"         |             |
| Vent                | SWV         | DWV         |
| Lift                | Quad Pulley |             |
| Tilt                | n/a         |             |
| Weight              | SWV 23 lbs. | DWV 24 lbs. |
| Cube                | 1.72        |             |
| Minimum Base Weight | 50 lbs.     |             |

### FEATURES

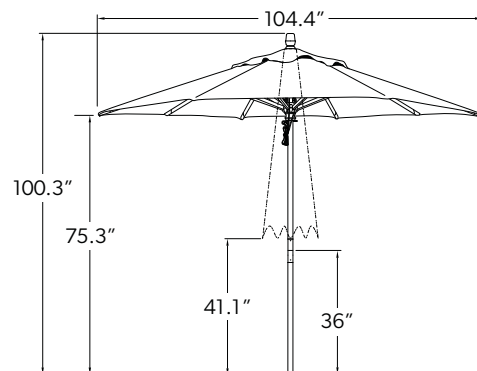
- Quad pulley lift system
- Aluminum alloy locking pin
- FSC hardwood



Our Hardwood umbrella is crafted of FSC - certified from well-managed forests.

Our wood products are distinguished by any of the following characteristics: Organic, Recycled, Reclaimed or Sustainable.

### SPECIFICATIONS



### + OPTIONS

- Designer canopy (page 82)
- Bases and mount kits (pages 52-57)
- Protective cover - PFC902

### + REPLACEMENT PARTS

|                 |           |
|-----------------|-----------|
| Frame           | UM809-1H  |
| Canopy (SWV)    | C809      |
| Canopy (DWV)    | C809D     |
| 36" Bottom pole | BP36-8091 |

Shipping Information: Standard Parcel/Courier Services





**SHOWN**

Umbrella:  
UM809-1H  
7846 Marbled Meadow

Base:  
BG500

Rug:  
Paradise Cove - Spa  
RP-004-470-80 (7'10" x 10')

# FABRIC COLLECTION

---

100% Solution-Dyed Acrylic  
Grade A+

100% Solution-Dyed Acrylic  
Grade A

100% Solution-Dyed Polyester  
Grade C









# FABRIC

## Collection

Treasure Garden offers a wide selection of fabrics from acrylic, to our exclusive high performance, environmentally friendly fabric O'bravia®. These fabrics will allow your customers to find the perfect selections to complement their outdoor environment.

TGEx "Quick-Ship" program is available in select fabrics in our 7.5' and 9' Single Wind Vent (SWV) & 11' Double Wind Vent (DWV).  
Note: 11' TWIST *tilt* available in SWV only.

CQS "Quick-Ship" program is available in select fabrics and cantilever styles.

For ordering information on our programs - see pages 88-89



### GRADE A+ - 100% Solution-Dyed Acrylic



6905 Arbor Sky A+

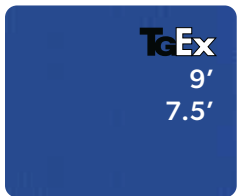


6906 Arbor Smoke A+



6907 Lagoon Dove A+

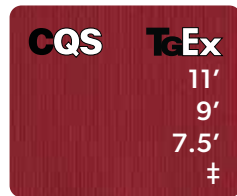
### GRADE A - 100% Solution-Dyed Acrylic



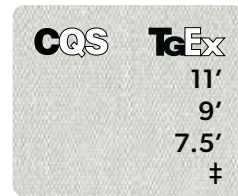
5401 Pacific Blue A



5402 Granite A



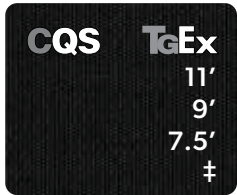
5403 Jockey Red A




5404 Natural A



5407 Henna A



5408 Black A



5413 Spa A




5416 Aruba A



5417 Tuscan A



5422 Antique Beige A




5425 Cocoa A



5438 Buttercup A




5439 Navy A



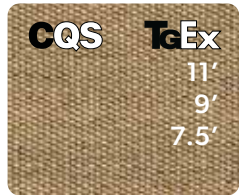
5446 Forest Green A



5453 Canvas A



5461 Taupe A



5476 Heather Beige A



5489 Coal A



6407 Aquatic A



6433 Neptune A

‡ Available TGEx fabric for 11' and 9' TWIST *tilt* style.

GRADE A - 100% Solution-Dyed Acrylic (continued)



**6457** A  
Beacon Ash



**6662** A  
Harper Steel Stripe



**6667** A  
Kinzie Smoke Stripe




**6668** A  
Kinzie Coal Stripe



**6670** A  
Reliant Coast Stripe



**6671** A  
Pathway Pumice Stripe



**6733** A  
Kinzie Royal Stripe



**7846** A  
Marbled Meadow



**7863** A  
New Block Smoke Stripe



**7865** A  
New Block Sea Stripe



**8318** A  
Sesame Linen



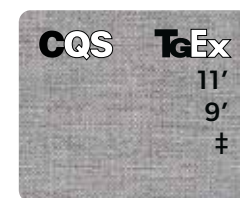
**14087** A  
Gateway Coast Stripe



**14106** A  
Seasalt



**40428** A  
Cast Ash




**40433** A  
Cast Silver



**40434** A  
Cast Slate



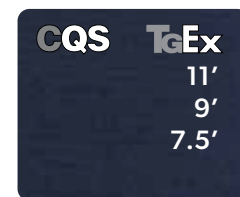
**40456** A  
Cast Lagoon



**40524-01** A  
Trusted Fog Stripe



**40599-01** A  
Direction Linen Stripe



**48080** A  
Spectrum Indigo



**54011** A  
Ginkgo



**54048** A  
Charcoal



**48103S** A  
Cast Ocean



**56079** A  
Milano Char Stripe



**56080** A  
Milano Cobalt Stripe



**56095** A  
Astoria Sunset Stripe



**57012** A  
Cloud



**58039** A  
Gateway Mist Stripe

NOTE: Fabric swatches shown are not to scale. Colors may vary slightly from the actual fabric; please refer to the TG Fabric Swatch Book to view true color and detail.

Stripe fabrics not available on rectangles. No Grade A+ on cantilevers.

# FABRIC

## Collection

GRADE C - 100% Solution-Dyed Polyester

EXCLUSIVE



4800 C  
Champagne




4801 C  
Cobalt



4803 C  
Red



4804 C  
Eggshell



4807 C  
Auburn



4808 C  
Black



4809 C  
Burnt Orange



4811 C  
Kiwi



4812 C  
Silver Linen




4813 C  
Spa



4814 C  
Straw



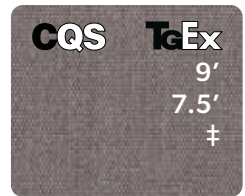
4815 C  
Sunset




4816 C  
Aqua



4818 C  
Sesame



4820 C  
Boulder



4822 C  
Khaki



4825 C  
Mocha



4826 C  
Sky



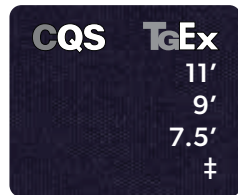
4827 C  
Chocolate




4834 C  
Carbon




4838 C  
Lemon




4839 C  
Navy



4846 C  
Forest Green



4850 C  
Latitude Gray



4851 C  
Latitude Navy




4852 C  
Sterling



4853 C  
Vanilla



4861 C  
Taupe



4876 C  
Sand



4880 C  
Denim

‡ Available TGEx fabric for 11' and 9' TWIST tilt style.



GRADE C - 100% Solution-Dyed Polyester (continued)



**4881** C  
Blue Jay



**4899** C  
Hampton Stripe



**48011** C  
Ridge Beach



**48066** C  
Ridge Canyon



**48907** C  
Tuscan Redwood Stripe



**48910** C  
Dakota Stone Stripe



**48911** C  
Providence Navy Stripe



**48913** C  
Vancouver Coast Stripe



**48919** C  
Richmond Stone Stripe

NOTE: Fabric swatches shown are not to scale. Colors may vary slightly from the actual fabric; please refer to the TG Fabric Swatch Book to view true color and detail.

Stripe fabrics not available on rectangles or Shanghai.

# FABRIC INDEX

## Collection


| Fabric Item No. | Fabric Name     | Swatch Book Page No. | Fabric Grade | Quick-Ship |          |           |                       |
|-----------------|-----------------|----------------------|--------------|------------|----------|-----------|-----------------------|
|                 |                 |                      |              | 7.5' (SWV) | 9' (SWV) | 11' (DWV) | Cantilever Quick-Ship |
|                 |                 |                      |              |            |          |           |                       |
| 2402            | Banana          | 75L                  | D*           |            |          |           |                       |
| 2406            | Blue Sky        | 72L                  | D*           |            |          |           |                       |
| 2407            | Henna           | 74R                  | D*           |            |          |           |                       |
| 2408            | Black           | 77R                  | D*           |            |          |           |                       |
| 2410            | Pottery         | 72R                  | D*           |            |          |           |                       |
| 2412            | Really Red      | 73R                  | D*           |            |          |           |                       |
| 2429            | Macaw           | 76L                  | D*           |            |          |           |                       |
| 2439            | Navy            | 74L                  | D*           |            |          |           |                       |
| 2446            | Forest Green    | 77L                  | D*           |            |          |           |                       |
| 2470            | Walnut          | 77C                  | D*           |            |          |           |                       |
| 3400            | Champagne       | 74C                  | D*           |            |          |           |                       |
| 3409            | Terra Cotta     | 75R                  | D*           |            |          |           |                       |
| 3450            | Charcoal        | 76R                  | D*           |            |          |           |                       |
| 3454            | Toffee          | 75C                  | D*           |            |          |           |                       |
| 3500            | Champagne Linen | 72C                  | D*           |            |          |           |                       |
| 3504            | Cream           | 73C                  | D*           |            |          |           |                       |
| 3518            | Sesame Linen    | 76C                  | D*           |            |          |           |                       |
| 3539            | Indigo          | 73L                  | D*           |            |          |           |                       |
| 4800            | Champagne       | 58                   | C            |            |          |           |                       |
| 4801            | Cobalt          | 67L                  | C            | ■          | ■        |           |                       |
| 4803            | Red             | 67R                  | C            | ■          | ■        | ■         |                       |
| 4804            | Eggshell        | 43                   | C            |            |          |           |                       |
| 4807            | Auburn          | 47                   | C            |            | ■        |           |                       |
| 4808            | Black           | 70L                  | C            |            | ■        |           |                       |
| 4809            | Burnt Orange    | 66R                  | C            |            |          |           |                       |
| 4811            | Kiwi            | 70R                  | C            | ■          | ■        |           |                       |
| 4812            | Silver Linen    | 57                   | C            |            |          |           |                       |
| 4813            | Spa             | 49                   | C            |            |          |           |                       |
| 4814            | Straw           | 60                   | C            |            |          |           |                       |
| 4815            | Sunset          | 65R                  | C            |            |          |           |                       |
| 4816            | Aqua            | 63L                  | C            | ■          | ■        |           |                       |
| 4818            | Sesame          | 59                   | C            |            |          |           |                       |


| Fabric Item No. | Fabric Name            | Swatch Book Page No. | Fabric Grade | Quick-Ship |          |           |                       |
|-----------------|------------------------|----------------------|--------------|------------|----------|-----------|-----------------------|
|                 |                        |                      |              | 7.5' (SWV) | 9' (SWV) | 11' (DWV) | Cantilever Quick-Ship |
|                 |                        |                      |              |            |          |           |                       |
| 4820            | Boulder                | 45                   | C            | ■          | ■        |           | ■                     |
| 4822            | Khaki                  | 71C                  | C            | ■          | ■        | ■         |                       |
| 4825            | Mocha                  | 69C                  | C            |            |          |           |                       |
| 4826            | Sky                    | 66L                  | C            |            |          |           |                       |
| 4827            | Chocolate              | 67C                  | C            |            |          |           |                       |
| 4834            | Carbon                 | 65C                  | C            |            |          |           |                       |
| 4838            | Lemon                  | 64R                  | C            | ■          | ■        |           |                       |
| 4839            | Navy                   | 53                   | C            | ■          | ■        | ■         | ■                     |
| 4846            | Forest Green           | 69R                  | C            | ■          | ■        |           |                       |
| 4850            | Latitude Gray          | 56                   | C            |            |          |           |                       |
| 4851            | Latitude Navy          | 55                   | C            |            |          |           |                       |
| 4852            | Sterling               | 63C                  | C            |            |          |           |                       |
| 4853            | Vanilla                | 66C                  | C            |            |          |           |                       |
| 4861            | Taupe                  | 68C                  | C            |            |          |           |                       |
| 4876            | Sand                   | 70C                  | C            | ■          | ■        | ■         | ■                     |
| 4880            | Denim                  | 68L                  | C            |            |          |           |                       |
| 4881            | Blue Jay               | 51                   | C            |            |          |           |                       |
| 4899            | Hampton Stripe         | 54                   | C            |            |          |           |                       |
| 48011           | Ridge Beach            | 61                   | C            |            |          |           |                       |
| 48066           | Ridge Canyon           | 62                   | C            |            |          |           |                       |
| 48907           | Tuscan Redwood Stripe  | 48                   | C            |            |          |           |                       |
| 48910           | Dakota Stone Stripe    | 46                   | C            |            |          |           |                       |
| 48911           | Providence Navy Stripe | 51                   | C            |            |          |           |                       |
| 48913           | Vancouver Coast Stripe | 50                   | C            |            |          |           |                       |
| 48919           | Richmond Stone Stripe  | 44                   | C            |            |          |           |                       |
| 5401            | Pacific Blue           | 48R                  | A            | ■          | ■        |           |                       |
| 5402            | Granite                | 36C                  | A            |            |          |           |                       |
| 5403            | Jockey Red             | 29                   | A            | ■          | ■        | ■         | ■                     |
| 5404            | Natural                | 12                   | A            | ■          | ■        | ■         | ■                     |
| 5407            | Henna                  | 33L                  | A            |            | ■        | ■         |                       |
| 5408            | Black                  | 27                   | A            | ■          | ■        | ■         | ■                     |
| 5413            | Spa                    | 33R                  | A            |            | ■        |           |                       |

\*Grade D - AVAILABLE ON ONLY.

# FABRIC INDEX

Collection

| Fabric Item No. | Fabric Name            | Swatch Book Page No. | Fabric Grade |  |                     |                      |                       |
|-----------------|------------------------|----------------------|--------------|---|---------------------|----------------------|-----------------------|
|                 |                        |                      |              | 7.5' Quick-Ship (SWV)   | 9' Quick-Ship (SWV) | 11' Quick-Ship (DWW) | Cantilever Quick-Ship |
| 5416            | Aruba                  | 36R                  | A            |   |                     |                      |                       |
| 5417            | Tuscan                 | 30                   | A            |   |                     |                      |                       |
| 5422            | Antique Beige          | 36L                  | A            | ■   |                     |                      |                       |
| 5425            | Cocoa                  | 42L                  | A            |   |                     |                      |                       |
| 5438            | Buttercup              | 34L                  | A            |   |                     |                      |                       |
| 5439            | Navy                   | 41R                  | A            | ■   | ■                   | ■                    |                       |
| 5446            | Forest Green           | 41C                  | A            | ■   | ■                   |                      |                       |
| 5453            | Canvas                 | 35L                  | A            |   | ■                   | ■                    |                       |
| 5461            | Taupe                  | 6                    | A            |   |                     |                      |                       |
| 5476            | Heather Beige          | 37L                  | A            | ■   | ■                   | ■                    | ■                     |
| 5489            | Coal                   | 39C                  | A            |   |                     |                      |                       |
| 6407            | Aquatic                | 35R                  | A            |   |                     |                      |                       |
| 6433            | Neptune                | 40R                  | A            |   |                     |                      |                       |
| 6457            | Beacon Ash             | 21                   | A            |   |                     |                      |                       |
| 6662            | Harper Steel Stripe    | 26                   | A            |   |                     |                      |                       |
| 6667            | Kinzie Smoke Stripe    | 20                   | A            |   |                     |                      |                       |
| 6668            | Kinzie Coal Stripe     | 25                   | A            |   |                     |                      |                       |
| 6670            | Reliant Coast Stripe   | 19                   | A            |   |                     |                      |                       |
| 6671            | Pathway Pumice Stripe  | 5                    | A            |   |                     |                      |                       |
| 6733            | Kinzie Royal Stripe    | 17                   | A            |   |                     |                      |                       |
| 6905            | Arbor Sky              | 13                   | A+           |   |                     |                      |                       |
| 6906            | Arbor Smoke            | 1                    | A+           |   |                     |                      |                       |
| 6907            | Lagoon Dove            | 3                    | A+           |   |                     |                      |                       |
| 7846            | Marbled Meadow         | 7                    | A            |   |                     |                      |                       |
| 7863            | New Block Smoke Stripe | 2                    | A            |   |                     |                      |                       |
| 7865            | New Block Sea Stripe   | 10                   | A            |   |                     |                      |                       |
| 8318            | Sesame Linen           | 39L                  | A            |   |                     |                      |                       |
| 14087           | Gateway Coast Stripe   | 18                   | A            |   |                     |                      |                       |
| 14106           | Seasalt                | 8                    | A            |   |                     |                      |                       |
| 40428           | Cast Ash               | 38L                  | A            |   |                     |                      |                       |
| 40433           | Cast Silver            | 33C                  | A            |   | ■                   | ■                    | ■                     |
| 40434           | Cast Slate             | 37L                  | A            |   |                     |                      |                       |

| Fabric Item No. | Fabric Name            | Swatch Book Page No. | Fabric Grade |  |                     |                      |                       |
|-----------------|------------------------|----------------------|--------------|---|---------------------|----------------------|-----------------------|
|                 |                        |                      |              | 7.5' Quick-Ship (SWV)   | 9' Quick-Ship (SWV) | 11' Quick-Ship (DWW) | Cantilever Quick-Ship |
| 40456           | Cast Lagoon            | 11                   | A            |   |                     |                      |                       |
| 40524-01        | Trusted Fog Stripe     | 23                   | A            |   |                     |                      |                       |
| 40599-01        | Direction Linen Stripe | 4                    | A            |   |                     |                      |                       |
| 48080           | Spectrum Indigo        | 14                   | A            | ■   | ■                   | ■                    | ■                     |
| 48103S          | Cast Ocean             | 37R                  | A            |   |                     |                      |                       |
| 54011           | Ginkgo                 | 42C                  | A            |   |                     |                      |                       |
| 54048           | Charcoal               | 38C                  | A            |   |                     |                      |                       |
| 56079           | Milano Char Stripe     | 22                   | A            |   |                     |                      |                       |
| 56080           | Milano Cobalt Stripe   | 16                   | A            |   |                     |                      |                       |
| 56095           | Astoria Sunset Stripe  | 29                   | A            |   |                     |                      |                       |
| 57012           | Cloud                  | 9                    | A            |   |                     |                      |                       |
| 58039           | Gateway Mist Stripe    | 24                   | A            |   |                     |                      |                       |

**Note:**



is available in select fabrics on our 7.5' and 9' Single Wind Vent (SWV) & 11' Double Wind Vent (DWW). 11' TWIST *tilt* available in SWV only.



‡ is available for 11' and 9' TWIST *tilt* style.



is available in select fabrics and cantilever styles.

‡ 11' and 9' TWIST *tilt* fabric selection for TGEx (SWV only):

- 5403 Jockey Red
- 5404 Natural
- 5408 Black
- 5439 Navy
- 40433 Cast Silver

- 4803 Red
- 4820 Boulder
- 4839 Navy



# FABRIC CLEANING & MAINTENANCE INSTRUCTIONS

Collection

## General Information

### 100% Solution-Dyed Acrylic Fabrics:

Grade A+/A

Limited warranty: 5 years against fading



### 100% Solution-Dyed Polyester Fabrics:

Grade C (Our exclusive 4800 series)

Limited warranty: 4 years against fading



For the complete line of our  
Care & Maintenance products  
See pages 78-79

**MOST STAINS ON SOLUTION-DYED FABRICS CAN BE CLEANED UP WITH TREASURE GARDEN'S UPHOLSTERY & FABRIC CLEANER (TGC-UFC-32) OR A NATURAL MILD SOAP AND WATER SOLUTION.** Solution-Dyed fabrics should be cleaned regularly before substances such as dirt, etc., are allowed to accumulate on and become embedded in the fabric. The fabric can be cleaned without being removed from the umbrella. Simply brush off any loose dirt, etc., clean with warm water (no more than 100° F) and a cleaner such as our **Upholstery & Fabric Cleaner (TGC-UFC-32)** or a mild natural soap. Rinse thoroughly to remove cleaner. It may be necessary to re-apply a water repellent treatment, such as our **Upholstery & Fabric Protector (TGC-UFP-32)**. When washing or cleaning, **DO NOT SUBJECT TO EXCESSIVE HEAT** as the fabric will shrink. **DO NOT STEAM PRESS OR DRY IN ELECTRIC OR GAS DRYERS.** Allow fabric to air dry. In case Solution-Dyed fabrics are stored during the winter season, it should be cleaned, allowed to air dry and stored in a dry, well ventilated area. For stubborn stains, please see the stain cleaning chart below for more specific cleaning instructions.

### STAIN CLEANING CHART

| STAINS                 | Recommended Cleaning Solutions                             | STAINS                 | Recommended Cleaning Solutions                                   |
|------------------------|--|------------------------|--|
| BEER                   | • liquid detergent, white vinegar                          | MILDEW                 | • 1/2 cup of bleach and 1/4 cup natural soap per gallon of water |
| BERRY                  | • liquid detergent/ammonia (3-6% water)                    | MILK                   | • liquid detergent   |
| BLOOD (dried)          | • detergent/ammonia (3-6% water)                           | NAIL POLISH            | • volatile solvent (acetone)                                     |
| BUTTER                 | • volatile solvent (acetone)                               | OIL                    | • volatile solvent (acetone)                                     |
| CHARCOAL, PENCIL MARKS | • vacuum, then liquid detergent                            | ORANGE DRINK           | • liquid detergent, water  |
| CATSUP OR MUSTARD      | • liquid detergent   | PAINT (latex) WET      | • liquid detergent, water  |
| CHEWING GUM            | • volatile solvent (acetone)                               | PAINT (latex) DRIED    | • paint, oil or grease remover                                   |
| CHOCOLATE              | • liquid detergent, ammonia water                          | PAINT (oil or lacquer) | • paint, oil or grease remover                                   |
| COFFEE                 | • detergent, white vinegar<br>• volatile solvent (acetone) | SHOE POLISH (liquid)   | • volatile solvent (acetone)                                     |
| COLA                   | • liquid detergent   | SHOE POLISH (wax)      | • apply heated iron over towel,<br>• volatile solvent (acetone)  |
| CRAYON                 | • paint, oil or grease remover                             | SUNTAN LOTION          | • Pine Power or pine oil detergent                               |
| EGG (raw)              | • liquid detergent   | TEA                    | • liquid detergent   |
| GRAPE JUICE            | • liquid detergent (water)                                 | TOMATO JUICE           | • liquid detergent   |
| GRAVY                  | • liquid detergent   | TREE SAP               | • turpentine, liquid detergent                                   |
| GREASE                 | • volatile solvent (acetone)                               | URINE                  | • liquid detergent, white vinegar                                |
| INK                    | • paint remover, volatile solvent (acetone), detergent     | VOMIT                  | • detergent, water, white vinegar                                |
| IRON RUST              | • oxalic or citrus acids, water                            | WATER COLOR            | • liquid detergent, water, white vinegar                         |
| LIPSTICK               | • paint, oil or grease remover                             | WAX (candle)           | • apply heated iron over towel,<br>• volatile solvent (acetone)  |
| MASCARA                | • paint remover, volatile solvent (acetone), detergent     | WINE                   | • liquid detergent/ammonia (3-6% water), white vinegar           |

### Protective Furniture Covers

Limited warranty: 1 year against fading and free of manufacturer's defects (stitching, elastics, velcro).

Protective cover fabric should be cleaned periodically with mild soap and water & scrub with soft brush. After cleaning, always rinse thoroughly with clean water and allow to air dry. **DO NOT USE BLEACH.**



**SHOWN**

Umbrella:  
UM800-09D  
5453 Canvas

Base:  
BG509

Rug:  
Mosaic - Pebble Sand  
RG-071-268-35 (5'3" x 7'4")



# BASE COLLECTION

---

Commercial  
BA150 Series

Steel Base w/casters  
BSK120 Series

Aspen w/wheels  
BSA120SQ Series

Monaco w/wheels & handle  
BKM100 Series  
BKMSQ100 Series

Garden  
BG50 Series

Art Deco  
BA50 Series

Classic  
BW50 Series

## Base Options

Steel Bases  
BS359 Series  
BS70\_-2.0 Series

Mount Kits  
MKC23 | MKG23 Series  
MKSB21 Series







# BASE Collection



## Commercial BA150 Series

- RESIDENTIAL
- COMMERCIAL

### FEATURES

- Cast aluminum shell with cast iron core
- Dual-purpose stem

### + OPTIONS

- Aluminum stem for 2" poles - BT2-0\_

Cast Aluminum 150 lbs.

### AVAILABLE IN

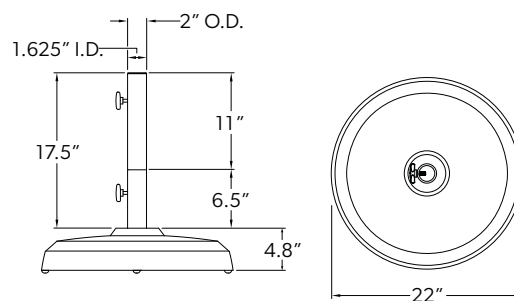
BA1500 Bronze



BA1509 Black



| ITEM NO. | Diameter | Weight   | Cube | Pallet |
|----------|----------|----------|------|--------|
| BA150    | 22"      | 150 lbs. | 2.85 | 12     |



Shipping Information: Truck only

## Steel Base w/ casters BSK120 Series

- RESIDENTIAL
- COMMERCIAL

### FEATURES

- Accommodates 2" pole diameter
- Dual-purpose stem
- Includes reducer to accommodate 1.5" pole diameter
- (2) Nylon locking casters
- (2) Nylon standard casters

Steel 120 lbs.

### AVAILABLE IN

BSK1200 Bronze



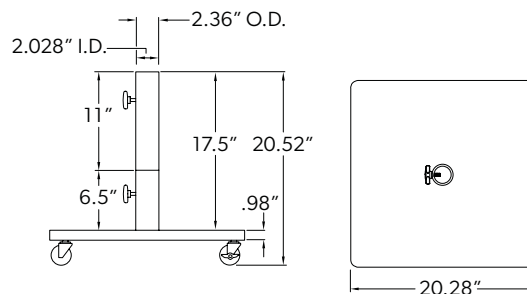
BSK1209 Black



| ITEM NO. | Diameter | Weight   | Cube | Pallet |
|----------|----------|----------|------|--------|
| BSK120   | 20.28"   | 120 lbs. | 1.72 | 16     |



Locking Casters  
Easy to roll and lock your shade where needed.



Shipping Information: Truck only



**Aspen w/ wheels**  
**BSA120SQ Series**

RESIDENTIAL

COMMERCIAL

**FEATURES**

- Steel base
- Base stem with clamp


Steel 120 lbs.

**AVAILABLE IN SHADEMAKER FINISHES**

BSA120SQ-SG Shadow Graphite



BSA120SQ-AW Arctic White



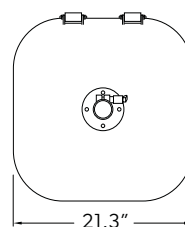
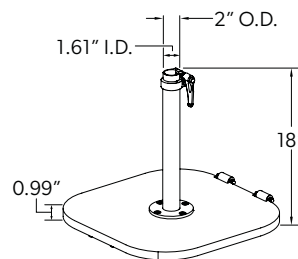
| ITEM NO. | Diameter | Weight   | Cube | Pallet |
|----------|----------|----------|------|--------|
| BSA120SQ | 21.3"    | 120 lbs. | 3    | 16     |



Shipping Information: Truck only



**Easy to move your shade -**  
Base rolls easily on 2 wheels.



**Monaco w/ wheels & handle**  
**BKM100 Round Series**  
**BKMSQ100 Square Series**

RESIDENTIAL

COMMERCIAL

**FEATURES**

- Cast aluminum shell with cast iron core
- Dual-purpose stem

**+ OPTIONS**

- Add-on weight (30 lbs.) - BW30
- Aluminum stem for 2" poles - BT2-0\_

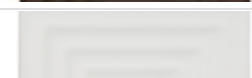
Cast Aluminum 100 lbs.

**AVAILABLE IN**

BKM1000 BKMSQ1000 Round Square Bronze



BKM1003 BKMSQ1003 Round Square White



BKM1009 BKMSQ1009 Round Square Black



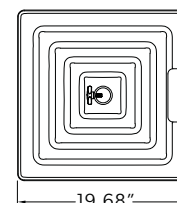
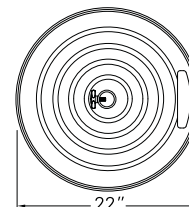
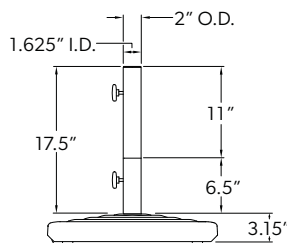
| ITEM NO. | Diameter | Weight   | Cube | Pallet |
|----------|----------|----------|------|--------|
| BKM100   | 22"      | 100 lbs. | 2.3  | 24     |
| BKMSQ100 | 19.68"   | 100 lbs. | 1.8  | 24     |



Shipping Information: Truck only



**Easy to move your shade -**  
Base rolls easily on 2 wheels.





# BASE Collection



## Garden BG50 Series

RESIDENTIAL

### FEATURES

- Cast aluminum shell with cast iron core
- Dual-purpose stem

### + OPTIONS







- Add-on weight (30 lbs.) - BW30
- Aluminum stem for 2" poles - BT2-O\_ (BT2 not available in SD Sand)

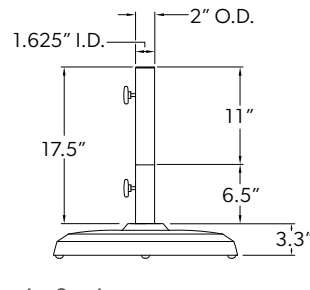
| ITEM NO. | Diameter | Weight  | Cube | Pallet |
|----------|----------|---------|------|--------|
| BG50     | 19.5"    | 50 lbs. | 1.58 | 40     |



Cast Aluminum 50 lbs.

AVAILABLE IN

|  |            |   |
|--|------------|---|
| BG500  | Bronze     |  |
| BG502  | Anthracite |  |
| BG503  | White      |  |
| BG509  | Black      |  |
|  BG50SD | Sand       |  |



Shipping Information: Standard Parcel/Courier Services

## Art Deco BA50 Series

RESIDENTIAL

### FEATURES

- Cast aluminum shell with cast iron core
- Dual-purpose stem

### + OPTIONS



- Add-on weight (30 lbs.) - BW30
- Aluminum stem for 2" poles - BT2-O\_

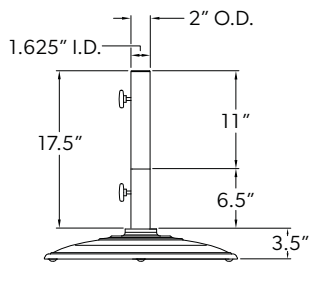
| ITEM NO. | Diameter | Weight  | Cube | Pallet |
|----------|----------|---------|------|--------|
| BA50     | 20.9"    | 50 lbs. | 1.49 | 40     |



Cast Aluminum 50 lbs.

AVAILABLE IN

|       |        |   |
|-------|--------|---|
| BA500 | Bronze |  |
| BA509 | Black  |  |



Shipping Information: Standard Parcel/Courier Services

**Classic  
BW50 Series**

RESIDENTIAL

**FEATURES**

- Cast iron
- Dual-purpose stem





**+ OPTIONS**

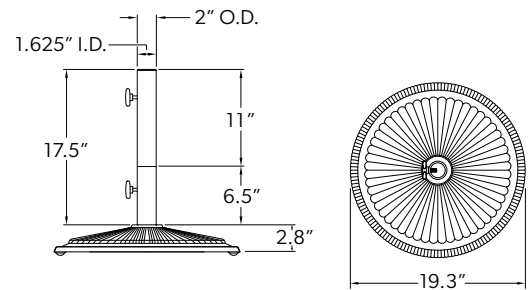
- Add-on weight (30 lbs.) - BW30
- Aluminum stem for 2" poles - BT218\_

| ITEM NO. | Diameter | Weight  | Cube | Pallet |
|----------|----------|---------|------|--------|
| BW50     | 19.3"    | 50 lbs. | 1.33 | 40     |

Cast Iron 50 lbs.

**AVAILABLE IN**

|       |            |   |
|-------|------------|---|
| BW500 | Bronze     |  |
| BW502 | Anthracite |  |
| BW503 | White      |  |
| BW509 | Black      |  |

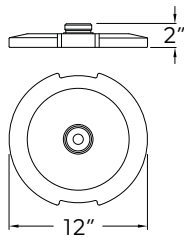


Shipping Information: Standard Parcel/Courier Services

**BASE OPTIONS**

**Add-On Weight**

The patented BW30 is an optional cast iron 30 lb. weight that can be added onto our 50 lb. and 100 lb. bases.



Cast Iron 30 lbs.

**ITEM NO.**

|      |                       |
|------|-----------------------|
| BW30 | 30 lbs. Add-On Weight |
|------|-----------------------|

**SPECIFICATIONS**

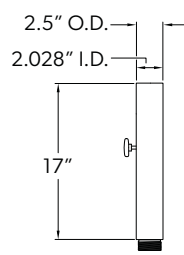
|          |         |
|----------|---------|
| Diameter | 12"     |
| Weight   | 30 lbs. |
| Cube     | 0.51    |
| Pallet   | 99      |

**Note:**

Recommended for use with free-standing umbrella applications.

**Aluminum Stem for 2" Poles**

The optional Aluminum Stem accommodates larger pole diameter market umbrellas. *Not designed for steel bases.*



**SPECIFICATIONS**

|        |        |
|--------|--------|
| Height | 17"    |
| Weight | 3 lbs. |
| Cube   | 0.2    |

**Aluminum Stem**  
for cast aluminum bases

**ITEM NO.**

|        |            |
|--------|------------|
| BT2-00 | Bronze     |
| BT2-02 | Anthracite |
| BT2-03 | White      |
| BT2-09 | Black      |

**Aluminum Stem**  
for BW50 series only

**ITEM NO.**

|        |            |
|--------|------------|
| BT2180 | Bronze     |
| BT2182 | Anthracite |
| BT2183 | White      |
| BT2189 | Black      |

# BASE Collection



Steel  
BS359 Series

RESIDENTIAL

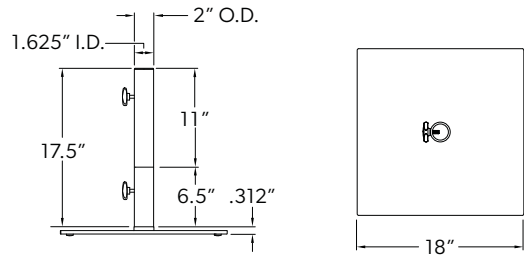
Steel 35 lbs.  
**AVAILABLE IN**

**FEATURES**

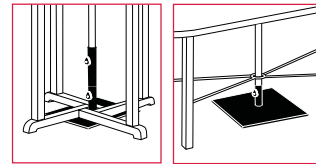
- Dual-purpose stem

|       |       |   |
|-------|-------|---|
| BS359 | Black |  |
|-------|-------|---|

| ITEM NO. | Diameter | Weight  | Cube | Pallet |
|----------|----------|---------|------|--------|
| BS359    | 18"      | 35 lbs. | 1.03 | 60     |



**Note:** NOT recommended for free-standing umbrella applications.



Under-the-table applications

Shipping Information: Standard Parcel/Courier Services

Steel  
BS70\_-2.0 Series





RESIDENTIAL

COMMERCIAL

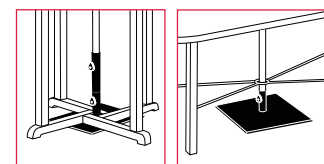
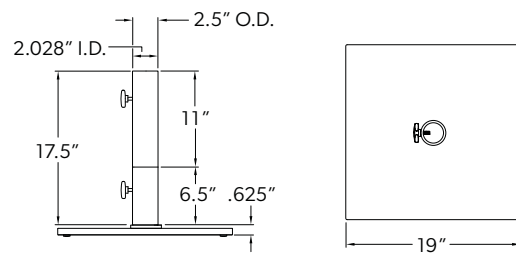
Steel 70 lbs.  
**AVAILABLE IN**

**FEATURES**

- Accommodates 2" pole diameter
- Dual-purpose stem
- Includes reducer to accommodate 1.5" pole diameter

|           |            |   |
|-----------|------------|---|
| BS700-2.0 | Bronze     |  |
| BS702-2.0 | Anthracite |  |
| BS703-2.0 | White      |  |
| BS709-2.0 | Black      |  |

| ITEM NO.  | Diameter | Weight  | Cube | Pallet |
|-----------|----------|---------|------|--------|
| BS70_-2.0 | 19"      | 70 lbs. | 1.25 | 32     |



Under-the-table applications

Shipping Information: Standard Parcel/Courier Services





## Mount Kits for Market Umbrellas

The concrete and in-ground mount kits are specifically designed to provide a secure and permanent mounting solution for market umbrellas. See page 19 for cantilevers.

- RESIDENTIAL
- COMMERCIAL

**MKC23** | Concrete  
Includes: Adapter plate and expansion bolts.  
External Stem required (sold separately).



**MKG23** | In-Ground  
Includes: In-ground fitting.  
External Stem required (sold separately).



| ITEM NO. | Mount Kits          | Plate Diameter | Thickness | Overall Depth | Weight     | Cube | Case Pack | Case Weight | Case Cube |
|----------|---------------------|----------------|-----------|---------------|------------|------|-----------|-------------|-----------|
| MKC23    | Concrete Mount Kit  | 8.46"          | .63"      | n/a           | 7.76 lbs.  | 0.16 | 5         | 43 lbs.     | 0.94      |
| MKG23    | In-Ground Mount Kit | 8.46"          | .63"      | 19.75"        | 16.50 lbs. | 0.91 | 1         | 18.26 lbs.  | 0.91      |

Available in Silver Anodized finish only. Can be ordered individually or case pack.

**Note:** External Stem MKSB21 is required and sold separately.

## External Stem MKSB21 Series

### FEATURES

- Accommodates up to 1.6" center pole diameter
- Base stem clamp

Includes: Stem bolts.

**Note:** Required for MKC23 and MKG23 Mount Kits (sold separately).

## Cast Aluminum

### AVAILABLE IN SHADEMAKER FINISHES

MKSB21-SG Shadow Graphite



MKSB21-AB Architectural Bronze



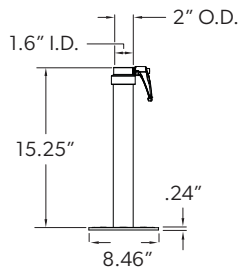
MKSB21-AW Arctic White



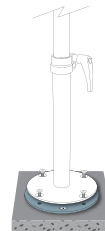
MKSB21-SD Sand



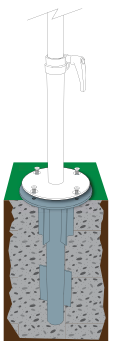
| ITEM NO. | Diameter | Weight   | Cube |
|----------|----------|----------|------|
| MKSB21   | 8.46"    | 5.4 lbs. | 0.72 |



Shown:  
External Stem +  
Concrete Mount Kit



Shown:  
External Stem +  
In-Ground Mount Kit



# UMBRELLA LIGHT COLLECTION

---

**EVO**  
Dual-Light Sound Pod  
*with Bluetooth® Speaker*

**Luna Pro**  
Multicolor Umbrella Light  
*with Bluetooth® Speaker*

**Halo**  
Umbrella Light

**SHOWN**  
Umbrella:  
AKZP13-09D  
40434 Cast Slate

Umbrella Light:  
LUNAPRO-09







# UMBRELLA LIGHT

## Collection



### EVO Dual-Light Sound Pod with Bluetooth® Speaker



#### ITEM NO.

EVO-03  
EVO-09

White  
Black

Diameter

Weight

Cube

Case  
Pack

Case  
Weight

Case  
Cube

8.68"

7 lbs.

0.72

4

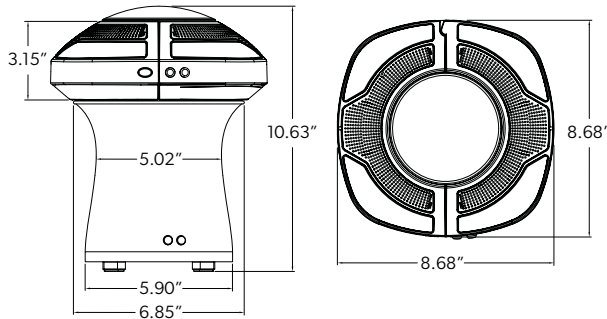
32

3.53

#### FEATURES

- 51 LED Lights
- Up to 8 hours of battery life
- Compatible with Bluetooth® devices
- Umbrella light with self-adjusting clamp
- Integrated bass speaker
- Black unit comes with a warm light  
Color temperature: 2800k-3200k, 30 Lumens
- White unit comes with a cool light  
Color temperature: 6000k-6700k, 30 Lumens
- USB port to charge electronic devices (5V output)
- Water and dust resistant
- Power supply included

The EVO dual-light sound pod is a multifunctional umbrella and table light with built in surround sound Bluetooth speakers, adding ambiance and entertainment to any outdoor setting. What makes this product truly special is that in addition to the integrated umbrella light with Bluetooth speakers, similar to our Luna Pro, it also includes a table light element and an integrated bass speaker that provides a crisp surround sound experience outdoors.



Transform your outdoor space with ambiance and surround sound with our dual-light sound pod.



## Luna Pro Multicolor Umbrella Light with Bluetooth® Speaker



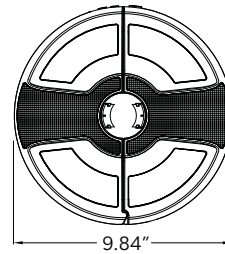
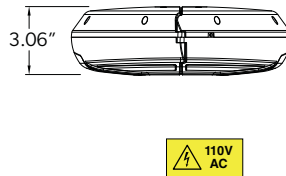
### FEATURES

- Luna Pro APP to control light features
- Android OS and Apple iOS compatible
- Compatible with Bluetooth® devices
- 160 LED Lights
- Up to 6 hours of battery life
- Color temperature: 3000k
- Self-adjusting clamp
- Power supply included

### ITEM NO.

| ITEM NO.   |        | Diameter | Weight | Cube | Case Pack | Case Weight | Case Cube |
|------------|--------|----------|--------|------|-----------|-------------|-----------|
| LUNAPRO-00 | Bronze | 9.84"    | 4 lbs. | 0.32 | 6         | 24 lbs.     | 1.9       |
| LUNAPRO-09 | Black  |          |        |      |           |             |           |

Designed for the ultimate in illumination and entertainment, the Luna Pro adds convenience and ambiance-rich experiences to the outdoors. Enhanced sound and multi-colored lighting options are featured for easily turning any outdoor gathering into an event. Control lights and features through the Luna Pro APP from any compatible Bluetooth-enabled device.



## Halo Umbrella Light

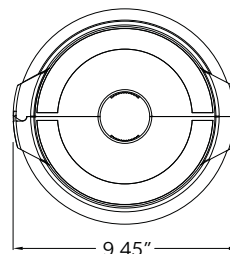
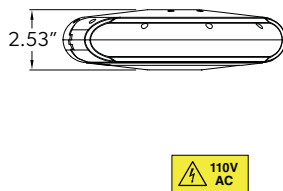
### FEATURES

- 26 LED Lights
- Up to 6 hours of battery life
- Color temperature: 4000k, 80 Lumens
- Self-adjusting clamp
- Rechargeable battery pack and power supply included

### ITEM NO.

| ITEM NO. |        | Diameter | Weight | Cube | Case Pack | Case Weight | Case Cube |
|----------|--------|----------|--------|------|-----------|-------------|-----------|
| HALO-00  | Bronze | 9.45"    | 3 lbs. | 0.28 | 6         | 18 lbs.     | 1.67      |
| HALO-09  | Black  |          |        |      |           |             |           |

The Halo is the evolution of the award-winning Vega light. Features the same user-friendly clamp on function, but with an upgraded modern design. Elevate your outdoor space with a Halo light to add ambiance with style.





# OUTDOOR RUG COLLECTION

## PLATINUM COLLECTION

Paradise Cove - Spa  
Desert Sunset - Orange  
Illusion - Black Mirage  
Trellis - Stone Gray



## GOLD COLLECTION

Reflections - Ocean Blue  
North Shore - Sky Blue  
Seaside Harbor - Blue  
South Beach - Spectrum  
Prism - Taupe  
Canyon - Taupe  
Sand Dune - Textured Beige  
North Shore - Pebble  
Moroccan - Textured Taupe  
Cobblestone - Gray  
Mosaic - Pebble Sand  
Soho Textured Stripe - Black




## SILVER COLLECTION


Geo - Black  
Athens - Silver



**SHOWN**  
Umbrella:  
UM810-00  
40456 Cast Lagoon

Base:  
BG500

Rug:  
 South Beach - Spectrum  
RG-533-050-35 (5'3" x 7'4")









## The PLATINUM Collection

Our PLATINUM Collection, meticulously crafted with eco-friendly materials to bring a contemporary design that perfectly blends softness and vibrant color palettes. Experience the epitome of elegance and comfort as these rugs accentuate your outdoor living environment with their stylish aesthetics and captivating hues.

*Crafted from 100% recycled polyester, these rugs offer both sustainability and durability, while their UV protection ensures long-lasting beauty under the sun.*

- 100% Recycled polyester
- Easy to clean with mild soap
- 1-Year fade warranty
- Made in Turkey



### Paradise Cove - Spa

| ITEM NO.      | Size        | Weight  | Cube |
|---------------|-------------|---------|------|
| RP-004-470-80 | 7'10" x 10' | 19 lbs. | 1.13 |
| RP-004-470-35 | 5'3" x 7'4" | 9 lbs.  | .53  |




### Desert Sunset - Orange

| ITEM NO.      | Size        | Weight  | Cube |
|---------------|-------------|---------|------|
| RP-001-910-80 | 7'10" x 10' | 19 lbs. | 1.13 |
| RP-001-910-35 | 5'3" x 7'4" | 9 lbs.  | .53  |




### Illusion - Black Mirage

| ITEM NO.      | Size        | Weight  | Cube |
|---------------|-------------|---------|------|
| RP-505-360-80 | 7'10" x 10' | 21 lbs. | 1.13 |
| RP-505-360-35 | 5'3" x 7'4" | 10 lbs. | .53  |



### Trellis - Stone Gray NEW

| ITEM NO.      | Size        | Weight  | Cube |
|---------------|-------------|---------|------|
| RP-008-350-80 | 7'10" x 10' | 21 lbs. | 1.13 |
| RP-008-350-35 | 5'3" x 7'4" | 10 lbs. | .53  |



Shipping Information: 5'3" x 7'4" Standard Parcel/Courier Services / 7'10" x 10' Truck Only (Oversized item, additional shipping costs will incur)



## The **GOLD** Collection

Our popular **GOLD** Collection includes on-trend designs combined with rich textures and vivid colorations. This collection offers gorgeous designs at an exceptional value, sure to elevate your outdoor space to a new level of sophistication.

*Constructed with 100% Polypropylene multi-ply cabled heat-set yarns that offer a luxurious feel with excellent durability.*

- 100% UV Stable Polypropylene
- Easy to clean with mild soap
- 1-Year fade warranty
- Made in Belgium


### Reflections - Ocean Blue

| ITEM NO.      | Size        | Weight  | Cube |
|---------------|-------------|---------|------|
| RG-334-369-80 | 7'10" x 10' | 24 lbs. | 2    |
| RG-334-369-35 | 5'3" x 7'4" | 12 lbs. | .93  |



### North Shore - Sky Blue

| ITEM NO.      | Size        | Weight  | Cube |
|---------------|-------------|---------|------|
| RG-097-365-80 | 7'10" x 10' | 24 lbs. | 2    |
| RG-097-365-35 | 5'3" x 7'4" | 12 lbs. | .93  |



### Seaside Harbor - Blue

| ITEM NO.      | Size        | Weight  | Cube |
|---------------|-------------|---------|------|
| RG-253-099-80 | 7'10" x 10' | 24 lbs. | 2    |
| RG-253-099-35 | 5'3" x 7'4" | 12 lbs. | .93  |



### South Beach - Spectrum

| ITEM NO.      | Size        | Weight  | Cube |
|---------------|-------------|---------|------|
| RG-533-050-80 | 7'10" x 10' | 24 lbs. | 2    |
| RG-533-050-35 | 5'3" x 7'4" | 12 lbs. | .93  |





# OUTDOOR RUG

## Gold Collection



### Prism - Taupe

| ITEM NO.      | Size        | Weight  | Cube |
|---------------|-------------|---------|------|
| RG-252-560-80 | 7'10" x 10' | 24 lbs. | 2    |
| RG-252-560-35 | 5'3" x 7'4" | 12 lbs. | .93  |



### Canyon - Taupe

| ITEM NO.      | Size        | Weight  | Cube |
|---------------|-------------|---------|------|
| RG-203-651-80 | 7'10" x 10' | 24 lbs. | 2    |
| RG-203-651-35 | 5'3" x 7'4" | 12 lbs. | .93  |




### Sand Dune - Textured Beige NEW

| ITEM NO.      | Size        | Weight  | Cube |
|---------------|-------------|---------|------|
| RG-204-651-80 | 7'10" x 10' | 24 lbs. | 2    |
| RG-204-651-35 | 5'3" x 7'4" | 12 lbs. | .93  |



### North Shore - Pebble

| ITEM NO.      | Size        | Weight  | Cube |
|---------------|-------------|---------|------|
| RG-097-965-80 | 7'10" x 10' | 24 lbs. | 2    |
| RG-097-965-35 | 5'3" x 7'4" | 12 lbs. | .93  |



Shipping Information: 5'3" x 7'4" Standard Parcel/Courier Services / 7'10" x 10' Truck Only (Oversized item, additional shipping costs will incur)




**Moroccan - Textured Taupe**

| <i>ITEM NO.</i> | Size        | Weight  | Cube |
|-----------------|-------------|---------|------|
| RG-011-950-80   | 7'10" x 10' | 24 lbs. | 2    |
| RG-011-950-35   | 5'3" x 7'4" | 12 lbs. | .93  |



**Cobblestone - Gray**

| <i>ITEM NO.</i> | Size        | Weight  | Cube |
|-----------------|-------------|---------|------|
| RG-461-388-80   | 7'10" x 10' | 24 lbs. | 2    |
| RG-461-388-35   | 5'3" x 7'4" | 12 lbs. | .93  |




**Mosaic - Pebble Sand**

| <i>ITEM NO.</i> | Size        | Weight  | Cube |
|-----------------|-------------|---------|------|
| RG-071-268-80   | 7'10" x 10' | 24 lbs. | 2    |
| RG-071-268-35   | 5'3" x 7'4" | 12 lbs. | .93  |



**Soho Textured Stripe - Black**

| <i>ITEM NO.</i> | Size        | Weight  | Cube |
|-----------------|-------------|---------|------|
| RG-118-690-80   | 7'10" x 10' | 24 lbs. | 2    |
| RG-118-690-35   | 5'3" x 7'4" | 12 lbs. | .93  |



Shipping Information: 5'3" x 7'4" Standard Parcel/Courier Services / 7'10" x 10' Truck Only (Oversized item, additional shipping costs will incur)

## The SILVER Collection

Experience the perfect blend of luxury and value with our SILVER Collection, where impeccable design meets unbeatable affordability, all without compromising the comfort and appeal of an outdoor rug.

*Constructed with 100% Polypropylene yarns, in all-weather construction, that are stain & soil resistant with UV stabilizers to provide an excellent value.*



- 100% UV Stable Polypropylene
- Easy to clean with mild soap
- 1-Year fade warranty
- Made in Belgium

### Geo - Black

| ITEM NO.      | Size        | Weight  | Cube |
|---------------|-------------|---------|------|
| RS-404-993-80 | 7'10" x 10' | 19 lbs. | 2    |
| RS-404-993-35 | 5'3" x 7'4" | 10 lbs. | .93  |

### Athens - Silver

| ITEM NO.      | Size        | Weight  | Cube |
|---------------|-------------|---------|------|
| RS-607-637-80 | 7'10" x 10' | 21 lbs. | 2    |
| RS-607-637-35 | 5'3" x 7'4" | 9 lbs.  | .93  |



Shipping Information: 5'3" x 7'4" Standard Parcel/Courier Services / 7'10" x 10' Truck Only (Oversized item, additional shipping costs will incur)

## Rug Tower Display

| ITEM NO. | Finish | Size                  | Weight  | Cube  |
|----------|--------|-----------------------|---------|-------|
| RTD-09   | Black  | 25" W x 25" D x 53" H | 52 lbs. | 19.05 |

### FEATURES

- Displays up to (6) Treasure Garden rugs
- (5) Polyurethane wheels with (1) locking wheel
- Black - powder coated steel







**SHOWN**

Umbrella:  
UM800-09  
5403 Jockey Red

Rug:  
Geo - Black  
RS-404-993-35 (5'3" x 7'4")



# TG CARE COLLECTION

 Protective Furniture Covers

Care and Maintenance Products









# Protective Furniture Covers

Protect your investment all year round.

The Protective Furniture Covers are made with a Treasure Garden exclusive fabric. Designed to be durable, breathable, and water resistant and will not crack or peel like vinyl. All covers come with a one-year limited warranty.

*Furniture covers features:*

- Spring cinch lock to secure protective cover into place for a snug fit
- Convenient storage bag to store away cover when not in use
- Durable coated polyester 300D gray fabric
- UPF 50+ fabric



## **NEW** PACKAGING & STORAGE!

Convenient storage bag with handle and zipper as well as merchandising your store.



Front



Back



## **NEW** STRONGER FABRIC!

More durable and longer lasting.



## **NEW** UPDATED CATEGORY COLORS!

Easily identify categories and styles for your customers.



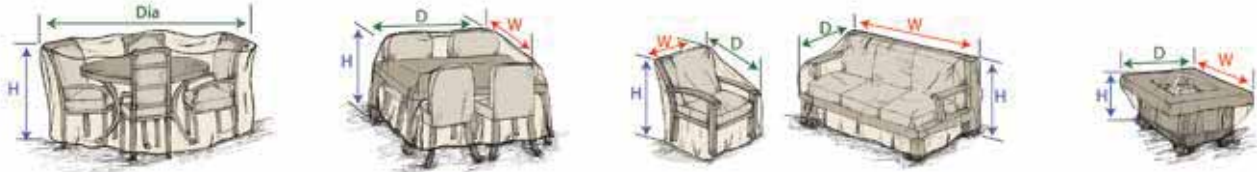
# How to measure for your protective furniture cover

**W** = Width is measured from the (widest point) from the right side to left side.

**D** = Depth is measured from front to back at its (deepest point).

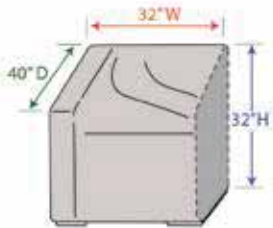
**H** = Height is measured from the ground to the (highest point) of the piece.

**Dia** = Diameter is measured from the (widest point) across the table top.

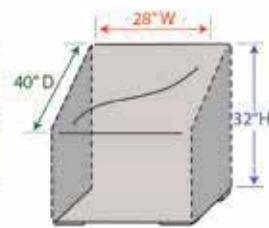


## Modular Outdoor

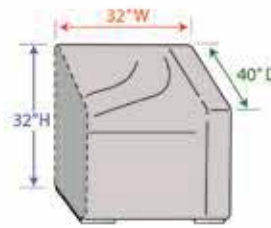
**(R)** Right End (Left Facing)



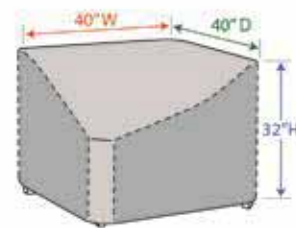
**(M)** Middle



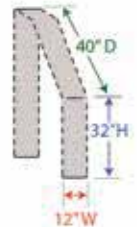
**(L)** Left End (Right Facing)



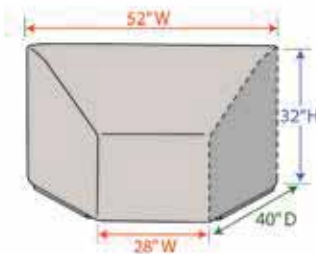
**(C)** Corner



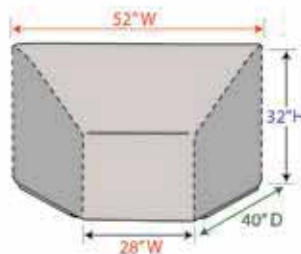
**(E)** Extension



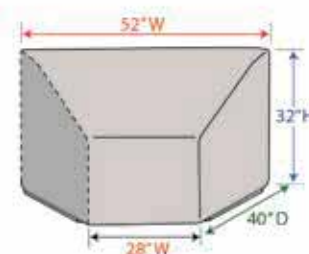
**(WR)** Wedge Right End (Left Facing)



**(WC)** Wedge Center



**(WL)** Wedge Left End (Right Facing)



**NOTE:**

- Style codes for easy identification. **(E)**

- Modular Extension style allows greater flexibility for larger styles.

- Color ● = zipper side (OPEN)

## Modular Cover System

Our innovative modular cover system offers uniquely designed protective furniture covers to cover most modular styles. All styles can be joined together to cover the entire modular set, no matter what configuration.



The (8) modular covers are interchangeable and can be zipped together to create one complete unit.

### How to join styles together...





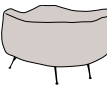
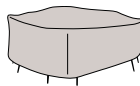
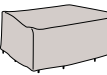
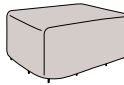
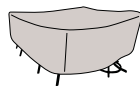
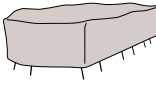


1. Zip covers together to desired configuration.



2. Cinch ties to secure covers to furniture.







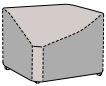



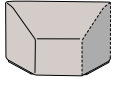

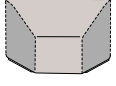

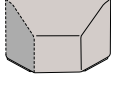



| DINING TABLES  |          |  |                        |              |          |           |
|--|----------|--|------------------------|--------------|----------|-----------|
| ITEM   | ITEM NO. | DESCRIPTION  | SIZE                   | WT (LBS)/CTN | CUBE/CTN | CASE PACK |
|   | PFC530   | 30" Bistro Table & Chairs<br>w/4 ties, elastic, spring cinch lock              | 33" W x 60" D x 36" H  | 34           | 3.3      | 10        |
|   | PFC536   | 36" Round/Square Bistro Table & Chairs<br>w/4 ties, elastic, spring cinch lock | 70" Dia. x 36" H       | 38           | 3.3      | 8         |
|   | PFC551   | 48" Round/Square Table & Chairs<br>w/4 ties, elastic, spring cinch lock        | 84" Dia. x 36" H       | 37           | 3.3      | 6         |
|   | PFC571   | 54" Round/Square Table & Chairs<br>w/6 ties, elastic, spring cinch lock        | 92" Dia. x 36" H       | 28           | 3.3      | 4         |
|   | PFC590   | 60" Round/Square Table & Chairs<br>w/8 ties, elastic, spring cinch lock        | 108" Dia. x 36" H      | 33           | 3.3      | 4         |
|    | PFC592   | Small Oval/Rectangle Table & Chairs<br>w/8 ties, elastic, spring cinch lock    | 72" W x 90" D x 36" H  | 37           | 3.3      | 6         |
|   | PFC594   | Medium Oval/Rectangle Table & Chairs<br>w/8 ties, elastic, spring cinch lock   | 80" W x 108" D x 36" H | 31           | 3.3      | 4         |
|   | PFC596   | Large Oval/Rectangle Table & Chairs<br>w/8 ties, elastic, spring cinch lock    | 80" W x 132" D x 36" H | 37           | 3.3      | 4         |
|   | PFC598   | X-Large Oval/Rectangle Table & Chairs<br>w/8 ties, elastic, spring cinch lock  | 88" W x 156" D x 36" H | 42           | 3.3      | 4         |

Note: Can be ordered individually or case pack.

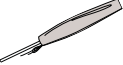
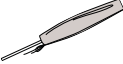
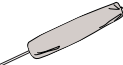
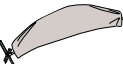
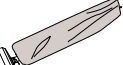
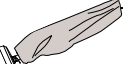





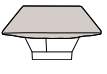


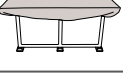
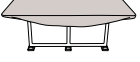


| MODULAR OUTDOOR   |          |   |   |  |              |          |           |
|---|----------|---|---|--|--------------|----------|-----------|
| ITEM  | ITEM NO. | DESCRIPTION   | CODE  | SIZE                                     | WT (LBS)/CTN | CUBE/CTN | CASE PACK |
|    | PFC401   | Modular Right End (Left Facing)<br>Fits End Sectional w/elastic & spring cinch lock             |    | 32" W x 40" D x 32" H                    | 37           | 3.3      | 18        |
|    | PFC402   | Modular Armless (Middle)<br>Fits Middle Sectional w/elastic & spring cinch lock                 |    | 28" W x 40" D x 32" H                    | 37           | 3.3      | 24        |
|    | PFC403   | Modular Left End (Right Facing)<br>Fits End Sectional w/elastic & spring cinch lock             |    | 32" W x 40" D x 32" H                    | 37           | 3.3      | 18        |
|    | PFC404   | Modular Corner<br>Fits Corner Sectional w/elastic & spring cinch lock                           |    | 40" W x 40" D x 32" H                    | 41           | 3.3      | 18        |
|    | PFC405   | Modular Extension<br>Extends Sectionals w/elastic & spring cinch lock                           |    | 12" W x 40" D x 32" H                    | 35           | 3.3      | 36        |
|   | PFC406-R | Modular Wedge Right End (Left Facing)<br>Fits Wedge End Sectional w/elastic & spring cinch lock |   | 52" W x 40" D x 32" H<br>(28" W - Front) | 38           | 3.3      | 16        |
|  | PFC406-C | Modular Wedge (Center)<br>Fits Wedge Corner Sectional w/elastic & spring cinch lock             |  | 52" W x 40" D x 32" H<br>(28" W - Front) | 36           | 3.3      | 18        |
|  | PFC406-L | Modular Wedge Left End (Right Facing)<br>Fits Wedge End Sectional w/elastic & spring cinch lock |  | 52" W x 40" D x 32" H<br>(28" W - Front) | 37           | 3.3      | 16        |

| CHAIRS & CHAISES  |          |   |  |  |              |          |           |
|---|----------|---|--|--|--------------|----------|-----------|
| ITEM  | ITEM NO. | DESCRIPTION                                       |  | SIZE                                     | WT (LBS)/CTN | CUBE/CTN | CASE PACK |
|  | PFC115   | Dining Chair w/elastic, spring cinch lock         |  | 28" W x 33" D x 35" H                    | 23           | 3.3      | 10        |
|  | PFC116   | Counter Height Chair w/elastic, spring cinch lock |  | 28" W x 33" D x 43" H                    | 39           | 3.3      | 16        |
|  | PFC117   | Bar Height Chair w/elastic, spring cinch lock     |  | 28" W x 33" D x 49" H                    | 25           | 3.3      | 10        |
|  | PFC119S  | Small Chaise w/4 ties, elastic, spring cinch lock |  | 32" W x 80" D x 42" H<br>(20" H - Front) | 25           | 3.3      | 6         |
|  | PFC119L  | Large Chaise w/4 ties, elastic, spring cinch lock |  | 36" W x 86" D x 42" H<br>(20" H - Front) | 28           | 3.3      | 6         |

Key: W - Width / D - Depth / H - Height | Dia. - Diameter

| UMBRELLA COVERS   |          |  |   |              |          |           |
|---|----------|--|---|--------------|----------|-----------|
| ITEM  | ITEM NO. | DESCRIPTION  | SIZE                                      | WT (LBS)/CTN | CUBE/CTN | CASE PACK |
|  | PFC901   | Umbrella<br>(fits 6' to 8.5' market styles)        | Fits (6', 7.5', 8.5')<br>x 62" H          | 45           | 3.3      | 36        |
|  | PFC902   | Large Umbrella<br>(fits 9' to 11' market styles)   | Fits (9', 10', 11')<br>x 75" H            | 59           | 3.3      | 36        |
|  | PFC910   | X-Large Umbrella<br>(fits rectangle up to 10'x13') | Fits (8'x10', 8'x11', 13')<br>x 110" H    | 64           | 3.3      | 24        |
|  | PFC912   | AG19A Cantilever style                             | Fits (8', 9', 10')<br>x 90" H             | 77           | 3.3      | 36        |
|  | PFC955   | AG25T Cantilever style                             | Fits (10', 11.5')<br>x 102" H             | 54           | 3.3      | 24        |
|  | PFC920   | AKZP Cantilever style                              | Fits (10', 10'x13', 11', 13')<br>x 108" H | 49           | 3.3      | 18        |

| FIRE PITS, OTTOMANS & OCCASIONAL TABLES   |          |   |                       |              |          |           |
|---|----------|---|-----------------------|--------------|----------|-----------|
| ITEM  | ITEM NO. | DESCRIPTION   | SIZE                  | WT (LBS)/CTN | CUBE/CTN | CASE PACK |
|  | PFC805   | Fits 36" to 42" Round<br>Fire Pit/Table/Ottoman w/elastic, spring cinch lock  | 43" Dia. x 18" H      | 20           | 3.3      | 10        |
|  | PFC810   | Fits 48" to 54" Round<br>Fire Pit/Table/Ottoman w/elastic, spring cinch lock  | 55" Dia. x 18" H      | 21           | 3.3      | 8         |
|  | PFC815   | Fits 19" to 26" Square<br>Fire Pit/Table/Ottoman w/elastic, spring cinch lock | 27" W x 27" D x 18" H | 21           | 3.3      | 14        |
|  | PFC820   | Fits 42" to 48" Square<br>Fire Pit/Table/Ottoman w/elastic, spring cinch lock | 49" W x 49" D x 18" H | 22           | 3.3      | 8         |
|  | PFC825   | Small Rectangle<br>Fire Pit/Table/Ottoman w/elastic, spring cinch lock        | 36" W x 30" D x 18" H | 32           | 3.3      | 18        |
|  | PFC830   | Medium Rectangle<br>Fire Pit/Table/Ottoman w/elastic, spring cinch lock       | 45" W x 30" D x 15" H | 29           | 3.3      | 16        |
|  | PFC835   | Large Rectangle<br>Fire Pit/Table/Ottoman w/elastic, spring cinch lock        | 51" W x 31" D x 12" H | 33           | 3.3      | 18        |
|  | PFC840   | X-Large Rectangle<br>Fire Pit/Table/Ottoman w/elastic, spring cinch lock      | 59" W x 39" D x 12" H | 31           | 3.3      | 14        |

Key: W - Width / D - Depth / H - Height | Dia. - Diameter



| DEEP SEATING  |          |  |                        |              |          |           |
|---|----------|--|------------------------|--------------|----------|-----------|
| ITEM  | ITEM NO. | DESCRIPTION  | SIZE                   | WT (LBS)/CTN | CUBE/CTN | CASE PACK |
|    | PFC711   | Lounge Chair<br>w/elastic, spring cinch lock         | 33" W x 35" D x 35" H  | 34           | 3.3      | 14        |
|    | PFC712   | Large Lounge Chair<br>w/elastic, spring cinch lock   | 36" W x 40" D x 35" H  | 28           | 3.3      | 10        |
|    | PFC741   | X-Large Lounge Chair<br>w/elastic, spring cinch lock | 43" W x 42" D x 43" H  | 34           | 3.3      | 10        |
|    | PFC720   | Loveseat<br>w/elastic, spring cinch lock             | 50" W x 35" D x 35" H  | 33           | 3.3      | 10        |
|    | PFC722   | Large Loveseat<br>w/elastic, spring cinch lock       | 60" W x 40" D x 35" H  | 36           | 3.3      | 10        |
|    | PFC742   | X-Large Loveseat<br>w/elastic, spring cinch lock     | 69" W x 42" D x 43" H  | 27           | 3.3      | 6         |
|   | PFC723   | Sofa<br>w/elastic, spring cinch lock                 | 80" W x 35" D x 35" H  | 41           | 3.3      | 10        |
|  | PFC733   | Large Sofa<br>w/elastic, spring cinch lock           | 85" W x 40" D x 35" H  | 46           | 3.3      | 10        |
|  | PFC743   | X-Large Sofa<br>w/elastic, spring cinch lock         | 92" W x 42" D x 43" H  | 33           | 3.3      | 6         |
|  | PFC753   | Curved Sofa<br>w/elastic, spring cinch lock          | 102" W x 46" D x 35" H | 30           | 3.3      | 6         |



# CARE AND MAINTENANCE PRODUCTS

TG Care Collection



Our care line of products not only clean, maintain, protect and restore your outdoor furniture investment, but are also **safe for the environment**. All formulas are water-based, non-toxic, non-corrosive, and completely free of solvents (VOC's).



**\*MUST ORDER IN CASE PACK QUANTITIES.**

**NEW LOOK!** Same great formula!



## Upholstery & Fabric Products\*

Prolong the life of your umbrella and outdoor furniture fabric with a regular cleaning (at least once a season). After cleaning, we recommend to treat furniture fabric with our Fabric & Upholstery Protector before outdoor exposure.

### Upholstery & Fabric Cleaner

- Cleaner removes dirt and restores the new look of fabrics, textiles & upholstery.
- For cushions, umbrellas, textiles, and rugs.



**ITEM NO.:**  
TGC-UFC-32

**SPECIFICATIONS:**  
Weight 32 oz.  
Case Pk 12

### Mold & Mildew Stain Remover

- Easy to use formula allows you to simply spray and rinse clean.
- Quickly dissolves mold and mildew stains.
- For cushions, umbrellas, textiles, and rugs.



**ITEM NO.:**  
TGC-MMR-32

**SPECIFICATIONS:**  
Weight 32 oz.  
Case Pk 12

### Upholstery & Fabric Protector

- Helps to prevent stains.
- Maintains the new look.
- Makes fabrics, textiles & upholstery repellent to dirt, water and moisture.
- For cushions, umbrellas, textiles, and rugs.



**ITEM NO.:**  
TGC-UFP-32

**SPECIFICATIONS:**  
Weight 32 oz.  
Case Pk 12

## Outdoor Furniture Products\*

Keep your outdoor furniture looking like new – from umbrellas, dining furniture to chaise lounges.

### Multi Surface Cleaner

- Removes dirt, grease, oil and pollutants from wicker, textilene, resin, polywood, and stone surfaces.



**ITEM NO.:**  
TGC-MSC-32

**SPECIFICATIONS:**  
Weight 32 oz.  
Case Pk 12

### Multi Surface Protector

- Protector contains a plasticizer substance to maintain the flexibility of the wicker resin and extends the lifetime of the furniture.
- For wicker, textilene, resin, polywood, and stone.



**ITEM NO.:**  
TGC-WTP-32

**SPECIFICATIONS:**  
Weight 32 oz.  
Case Pk 12

### Cleaner & Guard

- Fast acting and easy to use. Cleans and protects in one treatment.
- Helps to prevent and remove corrosion.
- For stainless steel, cast aluminum, and cast iron.



**ITEM NO.:**  
TGC-MSP-16

**SPECIFICATIONS:**  
Weight 16 oz.  
Case Pk 12

**Teak & Hardwoods\***

Clean, restore and protect your indoor and outdoor teak & hardwood and make your furniture look fresh and new again.

**Teak Cleaner & Color Restorer**

- Cleans and restores discolored dark gray teak and hardwood.
- Non-hazardous.



**ITEM NO.:**  
TGC-TWC-16

**SPECIFICATIONS:**  
Weight 16 oz.  
Case Pk 12

**Teak Sealer (Brown)**

- Maintain the honey-brown color of teak for a longer period of time.
- Prevents black spots.
- Non-greasy.



**ITEM NO.:**  
TGC-TBS-16

**SPECIFICATIONS:**  
Weight 16 oz.  
Case Pk 12

**Teak Protector (Transparent)**

- Helps to prevent stains while keeping the natural look of the surface.
- Built-in mold and mildew inhibitor.



**ITEM NO.:**  
TGC-TTP-16

**SPECIFICATIONS:**  
Weight 16 oz.  
Case Pk 12

**Application Tools\***

**Eco-Friendly**



Safe for the environment.

**Scrubbing Pads (2 pack)**

For cleaning upholstery & fabrics, teak and other outdoor furniture materials.  
MADE OF 100% POLYESTER FIBERS



**ITEM NO.:**  
TGC-SP-2PK

**SPECIFICATIONS:**  
Weight 1 oz.  
Case Pk 10

**Application Cloths (3 pack)**

For applying cleaner & guard, sealer and protectors.  
MADE OF 80% VISCOSE  
20% POLYPROPYLENE



**ITEM NO.:**  
TGC-AC-3PK

**SPECIFICATIONS:**  
Weight 1.5 oz.  
Case Pk 12

**Merchandising**

**Display**

Showcase the TG Care - Cleaning & Maintenance products in an eye-popping branded display.

**ITEM NO.:**  
TGC-001



Products not included.

**Paint**

**Touch Up Paint**

Our 4.5 oz. aerosol spray for hassle-free and mess-free touch up of scratches on aluminum frames and bases.

**COLOR:**

- Bronze
- Champagne
- Anthracite
- White
- Black
- Platinum

**ITEM NO.:**

- TOUCHUP-BRZ20
- TOUCHUP-CHAMP
- TOUCHUP-ANTHR
- TOUCHUP-WHT
- TOUCHUP-BLK
- TOUCHUP-5T



**SPECIFICATIONS:**  
Weight 4.5 oz.


# MERCHANDISING COLLECTION

Designer Canopy Collection

Rug Tower Display Stand

Umbrella Displays

Science Behind Shade







 TREASURE GARDEN

# DESIGNER CANOPY

## Merchandising Collection

Available on 13' and 11' cantilevers & 11' and 9' market umbrellas.  
Offered in 100% Solution-Dyed Acrylic and Polyester fabrics.

### How to Order:

#### 1. SELECT YOUR DC ITEM NO.

– See DC sample styles below

#### 2. SELECT YOUR FABRIC(S)

– Go to the Treasure Garden Fabric Collection pages or refer to our Swatch Book for fabric selections.

#### 3. SIMPLY ADD:

– The DC Item No. to your desired umbrella Item No.

### Ordering Information:

To ensure the proper sewing of your custom umbrella, please list EACH individual fabric number in the sequence you wish them to appear from **top vent to trim/valance** (starting from the center finial and working towards the canopy trim/valance).

**Note:** You cannot mix fabric grades.

NO RETURNS ON CUSTOM OR DESIGNER CANOPY STYLE UMBRELLAS.

Double Wind Vent pricing applies to all Designer Canopy (DC) styles.

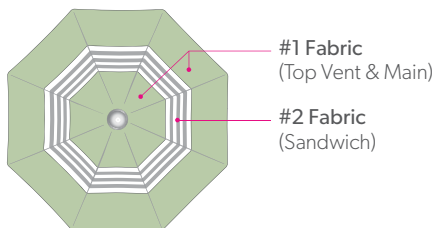
## 11' and 9' Market Umbrellas - Designer Canopy Designs

### Item No.: DC4

#### Sandwich

(DWV ONLY)

Specify 2 fabrics

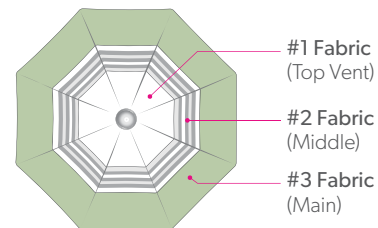


### Item No.: DC5

#### Three Fabrics

(DWV ONLY)

Specify 3 fabrics

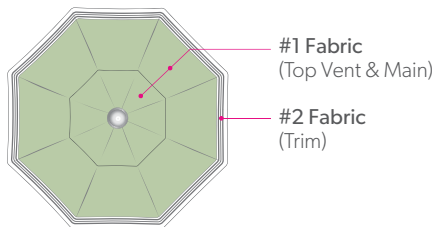


### Item No.: DC6

#### Trim Accent

(SWV ONLY)

Specify 2 fabrics

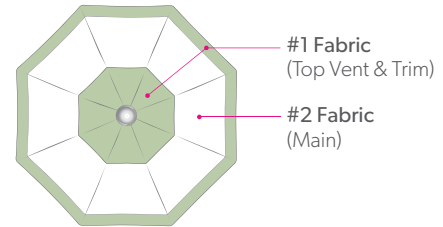


### Item No.: DC7

#### Top Vent and Trim Accent

(SWV ONLY)

Specify 2 fabrics

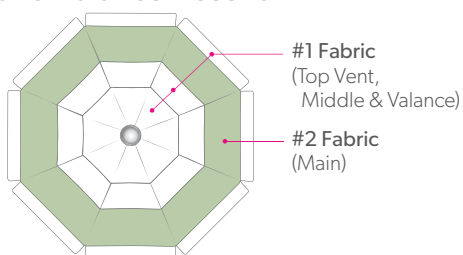


## 13' and 11' Cantilever Umbrellas - Designer Canopy Designs

### Item No.: DC9

#### Top Vent and Valance Accent

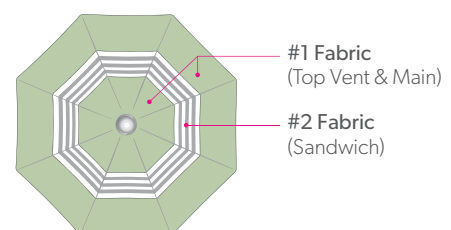
Specify 2 fabrics



### Item No.: DC11

#### Sandwich

Specify 2 fabrics



# DESIGNER CANOPY

## Merchandising Collection

DC's **NOT available** on AKZPRTLX, AKZPRT, AKZPSQ11, AG19A, AG25T & AG25TSQ Cantilevers, 10' Shanghai, 11' TWIST tilt, 9' TWIST tilt, 11' FLEX, 9' FLEX, 7.5' FLEX, 7.5' Glide Tilt, 7.5' Push Button Tilt, and 8'x10' Auto Tilt.



UM810-02-DC4  
4813/48913

**DC4**



**4813**  
Spa



**48913**  
Vancouver  
Coast Stripe



UM810-02-DC5  
4804/4813/4820

**DC5**



**4804**  
Eggshell



**4813**  
Spa



**4820**  
Boulder



UM810-02-DC6  
4804/4820

**DC6**



**4804**  
Eggshell



**4820**  
Boulder



UM810-03-DC7  
4813/48913

**DC7**



**4813**  
Spa



**48913**  
Vancouver  
Coast Stripe



AKZP13-09DV-DC9  
4813/48913

**DC9**



**4813**  
Spa



**48913**  
Vancouver  
Coast Stripe



AKZP-09D-DC11  
4813/48913

**DC11**



**4813**  
Spa



**48913**  
Vancouver  
Coast Stripe



# RUG TOWER DISPLAY STAND

Merchandising Collection



The innovative and best way to merchandise and sell rugs!



## FEATURES

- Displays up to (6) Treasure Garden Rugs
- (5) Polyurethane wheels with (1) locking wheel
- Black - powder coated steel



ITEM NO.:  
RTD-09

## SPECIFICATIONS

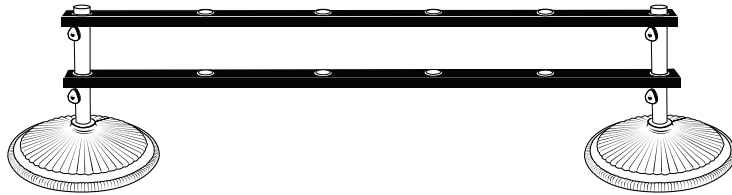
Size 25" W x 25" D x 53" H  
Color Black  
Weight 52 lbs.  
Cube 19.05

## Umbrella Display Stand

**ITEM NO.:**  
BD609

**FEATURES**

- Crossbar displays (6) umbrellas

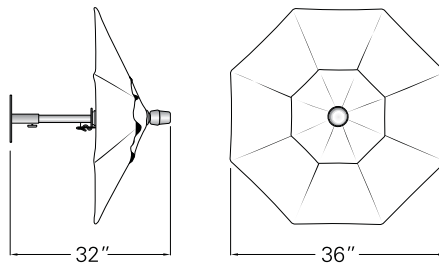


Crossbars install onto Treasure Garden's BA509, BG509, BW509 and BKM1009 black bases (Sold separately).

**SPECIFICATIONS**

|               |                               |
|---------------|-------------------------------|
| <b>Size</b>   | 72" W x 3" D<br>(2) Crossbars |
| <b>Color</b>  | Black                         |
| <b>Weight</b> | 25 lbs.                       |
| <b>Cube</b>   | 0.81                          |

## Mini Umbrella Display



**SPECIFICATIONS**

|                      |               |
|----------------------|---------------|
| <b>Umbrella Size</b> | 36"           |
| <b>Height</b>        | 32"           |
| <b>Shape</b>         | Octagon       |
| <b>Wall Bracket</b>  | Included      |
| <b>Weight</b>        | 9 lbs.        |
| <b>Cube</b>          | 0.65          |
| <b>Carton Size</b>   | 28" x 7" x 7" |



**Single Fabric Display:**

Includes canopy, frame/finial and wall bracket.

**Example:** 4801 Cobalt **Item No.:** UMINI-QS/4801

**ITEM NO.:**

UMINI-QS/\_\_\_\_\_ / \_\_\_\_\_  
Fabric No.

**CANOPY ONLY Single Fabric:**

**Example:** 4801 Cobalt **Item No.:** CMINI/4801

CMINI/\_\_\_\_\_ / \_\_\_\_\_  
Fabric No.



**Designer Canopy Fabric Display:**

Includes Designer Canopy, frame/finial and wall bracket.

**Example:** DC5 - 4801 Cobalt/4853 Vanilla/4820 Boulder  
**Item No.:** UMINI-QS-DC5/4801/4853/4820

UMINI-QS-DC\_\_\_/\_\_\_/\_\_\_/\_\_\_  
DC# Fabric Nos.

**CANOPY ONLY Designer Canopy Fabric:**

**Example:** DC5 - 4801 Cobalt/4853 Vanilla/4820 Boulder  
**Item No.:** CMINI-DC5/4801/4853/4820

CMINI-DC\_\_\_/\_\_\_/\_\_\_/\_\_\_  
DC# Fabric Nos.

# SCIENCE BEHIND SHADE

## Merchandising Collection

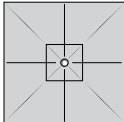
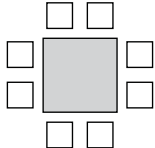
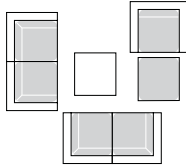
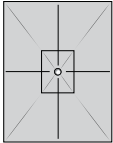
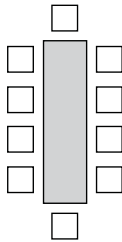
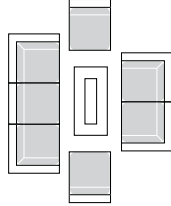
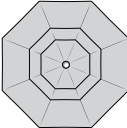
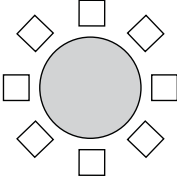
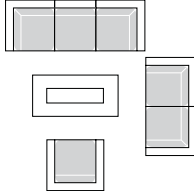
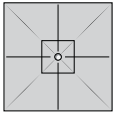
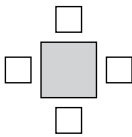
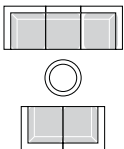
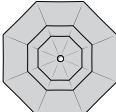
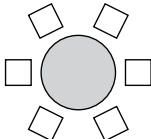
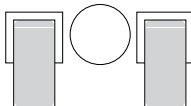
Solar radiation can dramatically change the temperatures of an object that it hits, heating it far above the actual air temperature. The proper shade over your dining or deep seating areas can reduce the temperature up to **20%**.

**NOTE:**

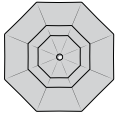
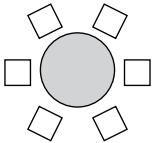
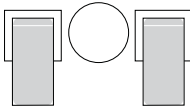
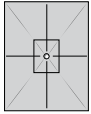
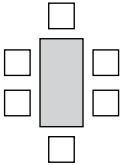
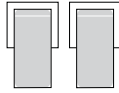
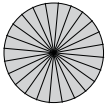
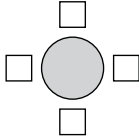
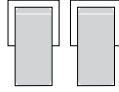
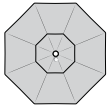
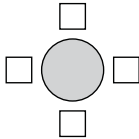
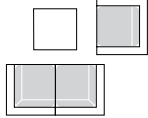
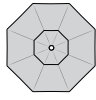
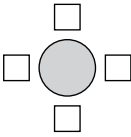
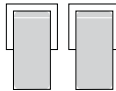

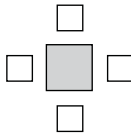
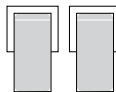



□ Suggested RUG size

■ Suggested TABLE size

A **sweltering 95°** can become a **comfortable 80°** with proper shade!

| SIZE/SHAPE   | DINING  | DEEP SEATING*  | STYLE  |
|--|---|--|--|
| <p><b>11.5' Square</b></p>  <p><b>132</b><br/>sq. ft. coverage</p>      | <p>■ 60" to 84" square table</p>       |    | <p>11.5' AKZ Plus Cantilever<br/>□ 7'10" x 10' Rug</p>   |
| <p><b>10'x13' Rectangle</b></p>  <p><b>130</b><br/>sq. ft. coverage</p> | <p>■ 84" to 108" rectangle table</p>  |    | <p>10'x13' Starlux AKZ Plus Cantilever<br/>10'x13' AKZ Plus Cantilever<br/>□ 7'10" x 10' Rug</p> |
| <p><b>13' Octagon</b></p>  <p><b>129</b><br/>sq. ft. coverage</p>     | <p>■ 70"+ round table</p>            |  | <p>13' Starlux AKZ Plus Cantilever<br/>13' AKZ Plus Cantilever<br/>□ 7'10" x 10' Rug</p>         |
| <p><b>10' Square</b></p>  <p><b>100</b><br/>sq. ft. coverage</p>      | <p>■ 48" to 54" square table</p>     |  | <p>10' AG25TSQ Cantilever<br/>□ 7'10" x 10' Rug</p>  |
| <p><b>11.5' Octagon</b></p>  <p><b>96</b><br/>sq. ft. coverage</p>    | <p>■ 60"+ round table</p>            |  | <p>11.5' AG25T Cantilever<br/>□ 7'10" x 10' Rug</p>  |



| SIZE/SHAPE   | DINING   | DEEP SEATING*  | STYLE  |
|--|--|--|--|
| <b>11' Octagon</b><br><br><b>85</b><br><i>sq. ft. coverage</i>      | <ul style="list-style-type: none"> <li>60"+ round table</li> </ul>            |    | 11' AKZ Plus Cantilever<br>11' TWIST <i>tilt</i><br>11' Collar Tilt<br>11' FLEX<br>11' Auto Tilt<br>□ 7'10" x 10' Rug  |
| <b>8'x10' Rectangle</b><br><br><b>80</b><br><i>sq. ft. coverage</i> | <ul style="list-style-type: none"> <li>60" to 72" rectangle table</li> </ul>  |    | 8'x10' Auto Tilt<br>□ 7'10" x 10' Rug  |
| <b>10' Round</b><br><br><b>70</b><br><i>sq. ft. coverage</i>        | <ul style="list-style-type: none"> <li>48" to 54" round table</li> </ul>      |    | 10' Shanghai Collar Tilt<br>□ 5'3" x 7'4" Rug  |
| <b>10' Octagon</b><br><br><b>70</b><br><i>sq. ft. coverage</i>    | <ul style="list-style-type: none"> <li>48" to 54" round table</li> </ul>    |  | 10' AG19A Cantilever<br>□ 7'10" x 10' Rug  |
| <b>9' Octagon</b><br><br><b>57</b><br><i>sq. ft. coverage</i>     | <ul style="list-style-type: none"> <li>48" to 54" round table</li> </ul>    |  | 9' TWIST <i>tilt</i><br>9' Starlux Collar Tilt<br>9' Collar Tilt<br>9' FLEX<br>9' Auto Tilt<br>9' Glide Tilt<br>9' Push Button Tilt<br>9' Quad Pulley Lift<br>□ 5'3" x 7'4" Rug<br>□ 7'10" x 10' Rug |
| <b>7.5' Square</b><br><br><b>56</b><br><i>sq. ft. coverage</i>    | <ul style="list-style-type: none"> <li>48" to 54" square table</li> </ul>   |  | 7.5' FLEX<br>□ 5'3" x 7'4" Rug   |
| <b>7.5' Octagon</b><br><br><b>39</b><br><i>sq. ft. coverage</i>   | <ul style="list-style-type: none"> <li>30" to 36" cafe/bistro</li> </ul>    |  | 7.5' Glide Tilt<br>7.5' Push Button Tilt<br>□ 5'3" x 7'4" Rug  |

\*Suggested Deep Seating arrangements can vary based on actual individual piece dimensions.



## Sales Programs

---

TG Custom -  
Domestic Custom-Made Umbrellas

TG Direct -  
Direct Container Program

TGEx Program -  
Quick-Ship Program

CQS Program -  
Cantilever Quick-Ship Program

The **TG CUSTOM Program** features the finest residential and commercial umbrellas from Treasure Garden, Shademaker and Jardinico. We offer your choice of hundreds of quality fabrics from the top U.S. mills; as well as our exclusive **obraviva** fabrics. All umbrella frames/finishes & accessories featured in the 2025 catalog are available to ship from Baldwin Park, CA.

### DOMESTIC CUSTOM-MADE UMBRELLAS

Create extraordinary umbrellas with thousands of possible fabric combinations for 2025; the program includes our exclusive **Designer Canopy Collection** at the standard DWV price.

**In-Stock Fabrics:**

Lead time is 3 weeks for Treasure Garden, Shademaker and Jardinico from Baldwin Park, CA. Please note that this lead time is based on capacity and material availability and is subject to change throughout the season.

**Non-Stock Fabrics:**

Lead time is 5 weeks for Treasure Garden and Shademaker and 8-10 weeks for Jardinico from Baldwin Park, CA. Please note that this lead time is based on capacity and material availability and is subject to change throughout the season. Certain mills may have a minimum yardage requirement.

**Full Roll & Less Than a Full Roll:**

Furniture Grade A - 20% upcharge.

Furniture Grade A+ and Awning Grade - 30% upcharge.

**Customer's Own Material (COM):**

Grade C pricing + 15%.

**All Non-Stock Striped Fabrics:**

Need to be ordered in **pairs**, due to cutting requirements.

Contact your Customer Service Representative for availability and specific lead times.

### FABRICS BY THE YARD

**GRADE**

---

**A**

---

MAXIMUM QUANTITY: 10 yards



Our **DIRECT Container Program** simplifies the process of shipping large quantities of goods anywhere. Give us your quantity breakdown and final destination point, we'll take care of the rest.

## DIRECT CONTAINER PROGRAM

### Direct Container Order Guidelines:

All TG 2025 program frame colors combined with TGD fabrics are available to ship from Ningbo, China.

### Chinese New Year: January 29, 2025

Chinese New Year holiday is January 27 - February 3, 2025. Last day before CNY shipment is January 17, 2025 and the 1st week of shipment after CNY is week of February 27, 2025.

Market Conditions can affect production lead times as well as shipment dates. We will make every effort to ship containers as requested however all containers will be scheduled on a first come/first serve basis. Our import office will alert you as soon as possible as to your scheduled shipment date(s).

### Production Lead Time:

Allow 12-16 weeks\*. Contact your TG Sales or Customer Service Representative for orders requiring shorter lead times. May change depending on port and rail congestion situation.

### Transit Time:

Allow 6-10 weeks\* depending on current market conditions. Containers can arrive as fast as 4 weeks to the West Coast and take up to 10 weeks to the East Coast.

\*Please note that this lead time is based on capacity and material availability and is subject to change throughout the season.

### Payment Terms:

- Irrevocable At Sight Letter of Credit at order acknowledgment or
- Wire transfer 21 days prior to scheduled ship date

### FOB:

All container orders from Ningbo, China ship Freight Collect. The dealer is responsible for all freight charges - both sea and land, insurance fees, broker fees, bank fees for L/C or wire transfers and additional handling fees.

### Freight Forwarder:

- You may select your own or we will use ours.
- If selecting your own – must provide forwarders name & contact information.

### Bill Of Lading:

- Must choose Original or Telex Release
- If Telex Release is chosen, a payment must be made at the time it's requested to avoid any delays.

### PLEASE NOTE YOUR CHOICES ON YOUR ORDER.

*The purchase of a container may also involve bank charges and other charges unrelated to the price of the product including but not limited to duties, storage, shipping and transportation charges, third party inspection charges whether inspected at point of origin, point of entry or point of delivery.*

\*Contact your TG Sales or Customer Service Representative for any questions regarding specific lead times.

## TG DIRECT - DUTY SCHEDULE

|                      |                            |
|----------------------|----------------------------|
| Complete Umbrellas   | 6.975%                     |
| Umbrella Bases       | 5.675%                     |
| Protective Covers    | 7.475% (+7.5% on List 4A)  |
| Umbrella Frames only | 12.475%                    |
| Umbrella Lights      | 4.375% (+25% - Tariff 301) |

### Duty:

All products manufactured by Treasure Garden Inc., incur duties to the USA. This is a tax imposed by our Federal government. Unfortunately, we are not duty free.

Dealer is responsible for all duties for container goods before container arrives at destination.

### Estimated overall Freight & Duties:

(14-25%) Depending on your location and product assortment. Subject to change based on ocean freight fluctuations.

### In-Season Order Guidelines:

All frame colors combined with TGD fabrics are available to ship from Ningbo, China.

### In-Season Production Lead Time:

Allow 8-12 weeks\*. However, we may be able to ship faster depending on capacity.

**Note:** Special order frame/base colors will require longer lead times.

### In-Season Transit Time:

Allow 4-7 weeks\*. Containers can arrive as fast as 3 weeks to the West Coast and take as long as 6 weeks to the East Coast.

**Note:** The Direct Container Program is not available for In-season reorder from Baldwin Park, CA. It is imperative to forecast your entire seasons needs on your container order for any special frame styles.

**Replacement Parts:** We DO NOT stock replacement parts for items that are TG Direct Only. If you are ordering TG Direct Only items, **we recommend ordering additional replacement parts with your container order.** Your TG Sales or Customer Service Representative can assist you with suggestions on how to place an order.





TGEx "Quick-Ship" program is available in select awning grade fabrics on our Shademaker 8 ft Libra styles and select furniture grade on our 7.5' and 9' Single Wind Vent (SWV) & 11' Double Wind Vent (DWV) Treasure Garden market umbrellas (11' TWIST tilt available in Single Wind Vent only).

**NOTE: DO NOT COMBINE NON-TGEx** fabrics on your TGEx order. For all other fabrics available (NON-TGEx), see pages 42-45.

**Program is available year-round & ships within 2 BUSINESS DAYS\***

*\*NOTE: Shipping may be delayed due to possible fabric shortage or carrier.*


## LIBRA

**8 ft | 2.5 m LIB-25 Octagon**  
**8 ft | 2.5 m LIB-25S Square**  
 (see page 97)

See pages 116-118 for Libra base/mount options.  
 (sold separately)

VALANCE OPTION NOT AVAILABLE.

**sunbrella** Awning Grade 100% Solution-Dyed Acrylic



4601 Pacific Blue    4602 Sunflower Yellow    4603 Jockey Red    4604 Natural    4608 Black    4677 Tuscan



Available frame finish:




## MARKET UMBRELLAS

**sunbrella** Grade A 100% Solution-Dyed Acrylic



5401 Pacific Blue    5403 Jockey Red    5404 Natural    5407 Henna    5408 Black    5413 Spa    5422 Antique Beige    5439 Navy  
 5446 Forest Green    5453 Canvas    5476 Heather Beige    40433 Cast Silver    48080 Spectrum Indigo

**obravia** Grade C 100% Solution-Dyed Polyester



4801 Cobalt    4803 Red    4807 Auburn    4808 Black    4811 Kiwi    4816 Aqua    4820 Boulder    4822 Khaki  
 4838 Lemon    4839 Navy    4846 Forest Green    4876 Sand

‡ Available TGEx fabric for 11' and 9' TWIST tilt style.

## ACCESSORIES



The TGEEx "Quick-Ship" Program also includes the following accessories:

- Outdoor rugs
- Treasure Garden, Shademaker and Jardinico umbrella bases & mount kits
- Umbrella lights
- Protective furniture covers
- Care and maintenance products
- Replacement canopies within TGEEx and CQS programs
- Jardinico accessories



**NOTE:** Dealers who place a single purchase order without specifying a specific program, the order will automatically be shipped out at the longer lead time based on the items ordered. Dealers who want separate shipments with different lead times (i.e. – TGEEx and TGCustom), please write separate purchase orders per program and make sure correct items are offered in those programs. Dealers who place a single purchase order specifying multiple or incorrect programs based on items ordered, the order will automatically be split-shipped separately according to their respective programs.

**Program is available year-round & ships within 5 BUSINESS DAYS\***

*\*NOTE: Shipping may be delayed due to possible fabric shortage or carrier.*

## CANTILEVERS


### AKZ Plus Cantilevers:

13' AKZP13 (see page 8)

10'x13' AKZPRT (see page 9)

11' AKZP (see page 11)

### Available frame finish:



00  
Bronze

09  
Black

See pages 18-19 for cantilever base/mount options. (sold separately)

**VALANCE OPTION NOT AVAILABLE.**



13' AKZP13



10'x13' AKZPRT



11' AKZP

**NOTE:** To ensure your cantilever "Quick-Ship" order is processed without delay. Orders must be placed on a **separate P.O.** and marked "Cantilever Quick-Ship".




### Grade A

100% Solution-Dyed  
Acrylic



5403  
Jockey Red



5404  
Natural



5408  
Black



5476  
Heather Beige



40433  
Cast Silver




48080  
Spectrum Indigo




### Grade C

100% Solution-Dyed  
Polyester



4820  
Boulder









4839  
Navy



4876  
Sand

All fabrics shown are not to scale. Patterns, textures and colors may vary slightly from actual fabric; please refer to the Treasure Garden fabric swatch book for samples.

# TABLE OF CONTENTS

|   |         |
|---|---------|
| <b>AQUARIUS CENTER POST</b><br>7.5 ft   2.3 m Octagon<br>7.5 ft   2.3 m Square<br>9 ft   2.7 m Octagon  | 94-95   |
| <b>LIBRA CENTER POST</b><br>6.5 ft   2.0 m Square<br>8 ft   2.5 m Octagon<br>8 ft   2.5 m Square<br>9 ft   2.7 m Octagon<br>9 ft   2.7 m Square           | 96-97   |
| <b>ATLAS CENTER POST</b><br>10 ft   3.0 m Octagon<br>10 ft   3.0 m Square<br>11.5 ft   3.5 m Square<br>13 ft   4.0 m Octagon                              | 98-99   |
| <b>ASTRAL CENTER POST</b><br>13 ft   4.0 m Square<br>16.5 ft   5.0 m Octagon<br>16.5 ft   5.0 m Square  | 100-101 |
|  <b>TAURUS SIDE POST</b><br>10 ft   3.0 m Octagon<br>10 ft   3.0 m Square | 102-103 |
| <b>SOLARIS SIDE POST</b><br>9 ft   2.7 m Square<br>10 ft   3.0 m Octagon<br>10 ft   3.0 m Square<br>11.5 ft   3.5 m Octagon                               | 104-105 |
|  <b>SOLARIS LX SIDE POST</b><br>10 ft   3.0 m Square                    | 106-107 |
| <b>POLARIS SIDE POST</b><br>11.5 ft   3.5 m Square<br>10 x 13 ft   3.0 x 4.0 m Rectangle<br>13 ft   4.0 m Octagon<br>13 ft   4.0 m Square                 | 108-109 |
|  <b>POLARIS LX SIDE POST</b><br>13 ft   4.0 m Square                    | 110-111 |
| <b>ORION SIDE POST</b><br>10 ft   3.0 m Octagon<br>10 ft   3.0 m Square<br>13 ft   4.0 m Octagon  | 112-113 |
|  <b>GEMINI DUAL SIDE POST</b><br>10 ft   3.0 m Square                   | 114-115 |
|  <b>BASES &amp; MOUNT OPTIONS</b>                                       | 116-118 |
| <b>BASE WEIGHT MATRIX</b>   | 119     |
| <b>REPLACEMENT PARTS &amp; OPTIONS</b>  | 120     |
|  <b>FRAME FINISHES</b>  | 121     |
| <b>FABRICS</b>  | 122-123 |
| <b>TERMS &amp; CONDITIONS</b>   | 140-142 |
| <b>WARRANTY / GUARANTEE</b>   | 144     |








**SHADEMAKER**  
architectural shade



SHOWN | **AQU-27-SS** in 5402 Granite

# AQUARIUS



| ITEM NO. | SHAPE   | SIZE           | OPEN HEIGHT       | COVERAGE | RIBS | MINIMUM BASE WEIGHT | FINISH   |
|----------|---------|----------------|-------------------|----------|------|---------------------|--|
| AQU-23   | Octagon | 7.5 ft   2.3 m | 7' 8" ft   2.3 m  | 39 sq ft | 8    | 100 lbs             | SS   |
| AQU-23S  | Square  | 7.5 ft   2.3 m | 7' 8" ft   2.3 m  | 51 sq ft | 8    | 100 lbs             | SS   |
| AQU-27   | Octagon | 9 ft   2.7 m   | 7' 11" ft   2.4 m | 60 sq ft | 8    | 100 lbs             | SS, SG  |

- Commercial grade fiberglass ribs
- Easy push-up automatic locking system
- Commercial strength nylon hub and fittings
- Commercial grade canopy fasteners adding durability and design
- Ideal for a wide range of applications, including ocean and pool side environments
- Includes high performance protective cover

NOTE: Recommended minimum weight requirements for free-standing applications.

**FRAME FINISH OPTIONS:**

See page **121**

**BASES & MOUNT OPTIONS:**

See page **116-118**

Standard Lead Time

Shipping Information: **Truck Only**

NOTE: Oversized - Additional shipping cost for this style.

Visit [www.shademaker.com](http://www.shademaker.com) for more product information.








SHOWN | **LIB-27S-SS** in 14106 Seasalt

# LIBRA



**\*TGEx**  
GUIDANCE PROGRAM  
(see pg. 90)

| ITEM NO. | SHAPE   | SIZE           | OPEN HEIGHT      | COVERAGE | RIBS | MINIMUM BASE WEIGHT | FINISH   |
|----------|---------|----------------|------------------|----------|------|---------------------|--|
| LIB-20S  | Square  | 6.5 ft   2.0 m | 7' 6" ft   2.3 m | 43 sq ft | 4    | 100 lbs             | SS   |
| LIB-25*  | Octagon | 8 ft   2.5 m   | 7' 6" ft   2.3 m | 52 sq ft | 8    | 100 lbs             | SS, SG, AW,  WO  |
| LIB-25S* | Square  | 8 ft   2.5 m   | 7' 6" ft   2.3 m | 67 sq ft | 8    | 100 lbs             | SS, SG, AB, AW, WO    |
| LIB-27*  | Octagon | 9 ft   2.7 m   | 7' 7" ft   2.3 m | 60 sq ft | 8    | 120 lbs             | SS   |
| LIB-27S* | Square  | 9 ft   2.7 m   | 7' 7" ft   2.3 m | 77 sq ft | 8    | 120 lbs             | SS, SG   |

- Easy push-up automatic locking system
- Internal counterweight to close with ease
- Telescoping mast\*
- Modernly designed aluminum hub and fittings
- Commercial grade canopy fasteners adding durability and design
- Includes high performance protective cover

NOTE: Recommended minimum weight requirements for free-standing applications.

**FRAME FINISH OPTIONS:**

See page 121

**BASES & MOUNT OPTIONS:**

See page 116-118

Standard Lead Time

Shipping Information: **Truck Only**

NOTE: Oversized - Additional shipping cost for this style.

Visit [www.shademaker.com](http://www.shademaker.com) for more product information.



SHOWN | **ATL-30S-SS** in 5404 Natural



# ATLAS



| ITEM NO.       | SHAPE   | SIZE            | OPEN HEIGHT       | COVERAGE  | RIBS | MINIMUM BASE WEIGHT | FINISH     |
|----------------|---------|-----------------|-------------------|-----------|------|---------------------|------------|
| <b>ATL-30</b>  | Octagon | 10 ft   3.0 m   | 8' 6" ft   2.6 m  | 75 sq ft  | 8    | 300 lbs             | SS         |
| <b>ATL-30S</b> | Square  | 10 ft   3.0 m   | 8' 6" ft   2.6 m  | 100 sq ft | 8    | 300 lbs             | SS, SG     |
| <b>ATL-35S</b> | Square  | 11.5 ft   3.5 m | 8' 10" ft   2.7 m | 131 sq ft | 8    | 300 lbs             | SS, SG, AB |
| <b>ATL-40</b>  | Octagon | 13 ft   4.0 m   | 8' 10" ft   2.7 m | 134 sq ft | 8    | 400 lbs             | SS         |

- Telescoping mast
- Quick and effortless crank lift system
- Modernly designed aluminum hub and fittings
- Commercial grade canopy fasteners adding durability and design
- Removable crank handle
- Galvanized internal mast stem
- Includes aluminum mast stem cover
- Includes high performance protective cover

NOTE: Recommended minimum weight requirements for free-standing applications.

**FRAME FINISH OPTIONS:**

See page **121**

**BASES & MOUNT OPTIONS:**

See page **118**

Standard Lead Time

Shipping Information: **Truck Only**

Visit [www.shademaker.com](http://www.shademaker.com) for more product information.





SHOWN | **AST-50-SS** in 5404 Natural



# ASTRAL



| ITEM NO. | SHAPE   | SIZE            | OPEN HEIGHT      | COVERAGE  | RIBS | MINIMUM BASE WEIGHT | FINISH         |
|----------|---------|-----------------|------------------|-----------|------|---------------------|----------------|
| AST-40S  | Square  | 13 ft   4.0 m   | 9' 1" ft   2.8 m | 172 sq ft | 8    | 500 lbs             | SS, SG, AB, AW |
| AST-50   | Octagon | 16.5 ft   5.0 m | 9' 1" ft   2.8 m | 210 sq ft | 8    | 600 lbs*            | SS, SG, AB, AW |
| AST-50S  | Square  | 16.5 ft   5.0 m | 9' 1" ft   2.8 m | 266 sq ft | 8    | 700 lbs*            | SS, SG, AB, AW |

- Telescoping mast
- Quick and effortless crank lift system
- Modernly designed aluminum hub and fittings
- Commercial grade canopy fasteners adding durability and design
- Removable crank handle
- Galvanized internal mast stem
- Includes aluminum mast stem cover
- Includes high performance protective cover

NOTE: Recommended minimum weight requirements for free-standing applications.

**\*Permanent mount recommended.**

**FRAME FINISH OPTIONS:**

See page **121**

**BASES & MOUNT OPTIONS:**

See page **118**

Check for Lead Time

Shipping Information: **Truck Only**

Visit [www.shademaker.com](http://www.shademaker.com) for more product information.





SHOWN | **TAU-30S-SS** in 5404 Natural



| ITEM NO.       | SHAPE   | SIZE          | OPEN HEIGHT      | COVERAGE  | RIBS | MINIMUM BASE WEIGHT | FINISH |
|----------------|---------|---------------|------------------|-----------|------|---------------------|--------|
| <b>TAU-30</b>  | Octagon | 10 ft   3.0 m | 8' 3" ft   2.5 m | 75 sq ft  | 8    | 300 lbs             | SS, SG |
| <b>TAU-30S</b> | Square  | 10 ft   3.0 m | 8' 3" ft   2.5 m | 100 sq ft | 8    | 300 lbs             | SS, SG |

- Quick & easy open and close system with gas piston assist
- 360° rotation with 8 locking positions
- Modernly designed aluminum hub and fittings
- Commercial grade canopy fasteners adding durability and design
- Galvanized internal mast stem
- Includes aluminum mast stem cover
- Includes high performance protective cover

NOTE: Recommended minimum weight requirements for free-standing applications.

**FRAME FINISH OPTIONS:**

See page **121**

**BASES & MOUNT OPTIONS:**

See page **118**

Standard Lead Time

Shipping Information: **Truck Only**

Visit [www.shademaker.com](http://www.shademaker.com) for more product information.







SHOWN | **SOL-27S-SS** in 5404 Natural



# SOLARIS



| ITEM NO. | SHAPE   | SIZE            | OPEN HEIGHT      | COVERAGE  | RIBS | MINIMUM BASE WEIGHT | FINISH   |
|----------|---------|-----------------|------------------|-----------|------|---------------------|--|
| SOL-27S  | Square  | 9 ft   2.7 m    | 8' 9" ft   2.7 m | 77 sq ft  | 8    | 300 lbs             | SS, SG   |
| SOL-30   | Octagon | 10 ft   3.0 m   | 8' 9" ft   2.7 m | 75 sq ft  | 8    | 300 lbs             | SG, AB, AW, WO      |
| SOL-30S  | Square  | 10 ft   3.0 m   | 8' 9" ft   2.7 m | 100 sq ft | 8    | 350 lbs             | SS, SG, AB, AW, WO  |
| SOL-35   | Octagon | 11.5 ft   3.5 m | 8' 9" ft   2.7 m | 103 sq ft | 8    | 400 lbs             | SS   |

- Simple to operate infinite front to back tilt system
- 360° rotation with 8 locking positions
- Removable crank handle
- Modernly designed aluminum hub and fittings
- Commercial grade canopy fasteners adding durability and design
- Galvanized internal mast stem
- Includes aluminum mast stem cover
- Includes high performance protective cover

NOTE: Recommended minimum weight requirements for free-standing applications.

**FRAME FINISH OPTIONS:**

See page 121

**BASES & MOUNT OPTIONS:**

See page 118

Standard Lead Time

Shipping Information: **Truck Only**

Visit [www.shademaker.com](http://www.shademaker.com) for more product information.



SHOWN | **SOLLX-30S-SS** in 14106 Seasalt

**NEW** SOLARIS LX



| ITEM NO.         | SHAPE  | SIZE          | OPEN HEIGHT      | COVERAGE  | RIBS | MINIMUM BASE WEIGHT | FINISH |
|------------------|--------|---------------|------------------|-----------|------|---------------------|--------|
| <b>SOLLX-30S</b> | Square | 10 ft   3.0 m | 8' 9" ft   2.7 m | 100 sq ft | 8    | 350 lbs             | SS, SG |

- Create an elegant and modern ambiance with upward warm lighting
- External rechargeable battery pack with charge level indicator
- Control light features with remote control
- Unlimited light syncing capability allowing you to control multiple Shademaker umbrella lights using a single remote control
- Enjoy up to 6-8 hours of battery life
- Easy to operate infinite front-to-back tilt system
- 360° rotation with 8 locking positions
- Removable crank handle
- Modernly designed aluminum hub and fittings
- Commercial grade canopy fasteners adding durability and design
- Galvanized internal mast stem
- Includes aluminum mast stem cover
- Includes high performance protective cover

NOTE: Recommended minimum weight requirements for free-standing applications.

**FRAME FINISH OPTIONS:**

See page **121**

**BASES & MOUNT OPTIONS:**

See page **118**

Standard Lead Time

Shipping Information: **Truck Only**



Visit [www.shademaker.com](http://www.shademaker.com) for more product information.





SHOWN | **POL-40-AB** in 40428 Cast Ash

## POLARIS



| ITEM NO.         | SHAPE     | SIZE                     | OPEN HEIGHT      | COVERAGE  | RIBS | MINIMUM<br>BASE WEIGHT | FINISH         |
|------------------|-----------|--------------------------|------------------|-----------|------|------------------------|----------------|
| <b>POL-35S</b>   | Square    | 11.5 ft   3.5 m          | 9' 6" ft   2.9 m | 131 sq ft | 8    | 550 lbs                | SS, SG, AW     |
| <b>POL-340RT</b> | Rectangle | 10 x 13 ft   3.0 x 4.0 m | 9' 6" ft   2.9 m | 130 sq ft | 8    | 550 lbs                | SS, SG, AB, AW |
| <b>POL-40</b>    | Octagon   | 13 ft   4.0 m            | 9' 6" ft   2.9 m | 134 sq ft | 8    | 700 lbs                | SG, AB         |
| <b>POL-40S</b>   | Square    | 13 ft   4.0 m            | 9' 6" ft   2.9 m | 172 sq ft | 8    | 700 lbs                | SS, SG, AB     |

- Simple to operate infinite front to back tilt system
- 360° rotation with 8 locking positions
- Removable crank handle
- Modernly designed aluminum hub and fittings
- Commercial grade canopy fasteners adding durability and design
- Galvanized internal mast stem
- Includes aluminum mast stem cover
- Includes high performance protective cover

NOTE: Recommended minimum weight requirements for free-standing applications.

**FRAME FINISH OPTIONS:**

See page **121**

**BASES & MOUNT OPTIONS:**

See page **118**

Standard Lead Time

Shipping Information: **Truck Only**

NOTE: Striped fabrics not available on POL-340RT

Visit [www.shademaker.com](http://www.shademaker.com) for more product information.



SHOWN | **POLLX-40S-SS** in 5404 Natural



**NEW** POLARIS LX



| ITEM NO.         | SHAPE  | SIZE          | OPEN HEIGHT      | COVERAGE  | RIBS | MINIMUM BASE WEIGHT | FINISH |
|------------------|--------|---------------|------------------|-----------|------|---------------------|--------|
| <b>POLLX-40S</b> | Square | 13 ft   4.0 m | 9' 6" ft   2.9 m | 172 sq ft | 8    | 700 lbs             | SS, SG |

- Create an elegant and modern ambiance with upward warm lighting
- External rechargeable battery pack with charge level indicator
- Control light features with remote control
- Unlimited light syncing capability allowing you to control multiple Shademaker umbrella lights using a single remote control
- Enjoy up to 6-8 hours of battery life
- Easy to operate infinite front-to-back tilt system
- 360° rotation with 8 locking positions
- Removable crank handle
- Modernly designed aluminum hub and fittings
- Commercial grade canopy fasteners adding durability and design
- Galvanized internal mast stem
- Includes aluminum mast stem cover
- Includes high performance protective cover

NOTE: Recommended minimum weight requirements for free-standing applications.

**FRAME FINISH OPTIONS:**

See page **121**

**BASES & MOUNT OPTIONS:**

See page **118**

Standard Lead Time

Shipping Information: **Truck Only**



Visit [www.shademaker.com](http://www.shademaker.com) for more product information.



SHOWN | **ORI-30-SS** in 40456 Cast Lagoon

## ORION



| ITEM NO.       | SHAPE   | SIZE          | OPEN HEIGHT       | COVERAGE  | RIBS | MINIMUM BASE WEIGHT | FINISH     |
|----------------|---------|---------------|-------------------|-----------|------|---------------------|------------|
| <b>ORI-30</b>  | Octagon | 10 ft   3.0 m | 8' 10" ft   2.7 m | 75 sq ft  | 8    | 300 lbs             | SS         |
| <b>ORI-30S</b> | Square  | 10 ft   3.0 m | 8' 10" ft   2.7 m | 100 sq ft | 8    | 350 lbs             | SS, SG     |
| <b>ORI-40</b>  | Octagon | 13 ft   4.0 m | 9' ft   2.7 m     | 134 sq ft | 8    | 500 lbs             | SS, SG, AB |

- Canopy structure easily detaches for storage
- 360° rotation with 8 locking positions
- Simple to operate crank lift system
- Removable crank handle
- Commercial grade stainless steel cable
- Modernly designed aluminum hub and fittings
- Commercial grade canopy fasteners adding durability and design
- Galvanized internal mast stem
- Includes aluminum mast stem cover
- Includes high performance protective cover

NOTE: Recommended minimum weight requirements for free-standing applications.

**FRAME FINISH OPTIONS:**

See page **121**

**BASES & MOUNT OPTIONS:**

See page **118**

Standard Lead Time

Shipping Information: **Truck Only**

Visit [www.shademaker.com](http://www.shademaker.com) for more product information.





SHOWN | **GEM-30S-SS** in 40434 Cast Slate



| ITEM NO. | SHAPE | SIZE | OPEN HEIGHT | COVERAGE | RIBS | MINIMUM BASE WEIGHT | FINISH |
|----------|-------|------|-------------|----------|------|---------------------|--------|
|----------|-------|------|-------------|----------|------|---------------------|--------|

|                |        |               |                   |           |   |         |    |
|----------------|--------|---------------|-------------------|-----------|---|---------|----|
| <b>GEM-30S</b> | Square | 10 ft   3.0 m | 6' 11" ft   2.1 m | 200 sq ft | 8 | 400 lbs | SS |
|----------------|--------|---------------|-------------------|-----------|---|---------|----|

- Double-sided canopy umbrella
- 360° rotation with 8 locking positions
- Quick & easy open and close system with gas piston assist
- Modernly designed aluminum hub and fittings
- Commercial grade canopy fasteners adding durability and design
- Galvanized internal mast stem
- Includes aluminum mast stem cover
- Includes high performance protective cover

NOTE: Recommended minimum weight requirements for free-standing applications.

**FRAME FINISH OPTIONS:**

See page **121**

**BASES & MOUNT OPTIONS:**

See page **118**

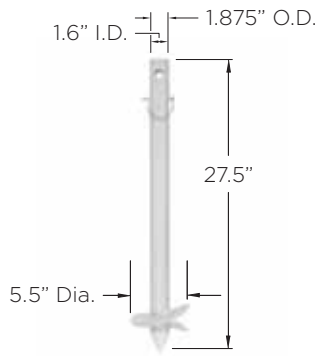
Standard Lead Time

Shipping Information: **Truck Only**

Visit [www.shademaker.com](http://www.shademaker.com) for more product information.

# BASES & WEIGHTS

for **AQUARIUS & LIBRA**

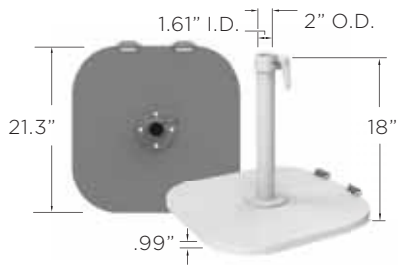


| SAND ANCHOR  | FINISH   | WEIGHT  | SIZE  | THICKNESS | CUBE |
|--------------|----------|---------|-------|-----------|------|
| SM-ANCHOR-5T | Platinum | 2.3 lbs | 27.5" | 5.5"      | 1.6  |



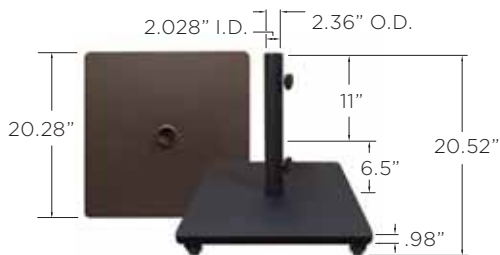
| EXTERNAL STEM        | FINISH               | WEIGHT  | CUBE |
|----------------------|----------------------|---------|------|
| MKSB21-SG            | Shadow Graphite      | 5.4 lbs | 0.72 |
| MKSB21-AB            | Architectural Bronze | 5.4 lbs | 0.72 |
| MKSB21-AW            | Arctic White         | 5.4 lbs | 0.72 |
| <b>NEW</b> MKSB21-SD | Sand                 | 5.4 lbs | 0.72 |

Note: Required for Z-Plate and Mount Kits.



| ASPEN       | FINISH          | WEIGHT  | CUBE | PALLET |
|-------------|-----------------|---------|------|--------|
| BSA120SQ-SG | Shadow Graphite | 120 lbs | 3    | 16     |
| BSA120SQ-AW | Arctic White    | 120 lbs | 3    | 16     |

Steel square base with wheels.



| STEEL BASE | FINISH | WEIGHT  | CUBE | PALLET |
|------------|--------|---------|------|--------|
| BSK1200    | Bronze | 120 lbs | 1.72 | 16     |
| BSK1209    | Black  | 120 lbs | 1.72 | 16     |

Steel square base with casters.



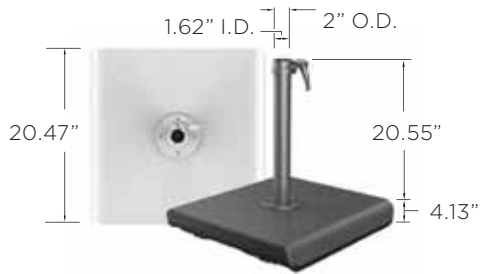
| COMMERCIAL | FINISH | WEIGHT  | CUBE | PALLET |
|------------|--------|---------|------|--------|
| BA1500     | Bronze | 150 lbs | 2.85 | 12     |
| BA1509     | Black  | 150 lbs | 2.85 | 12     |

Cast aluminum round base.



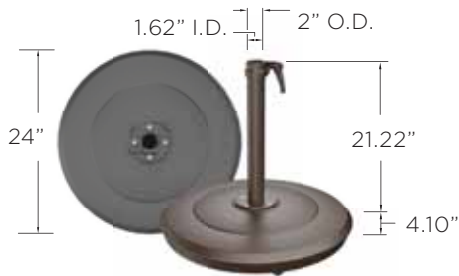
# BASES & WEIGHTS

for **AQUARIUS & LIBRA**



| ATHENS           | FINISH          | WEIGHT  | CUBE | PALLET |
|------------------|-----------------|---------|------|--------|
| <b>BTT100-SG</b> | Shadow Graphite | 108 lbs | 3.5  | 14     |
| <b>BTT100-AW</b> | Arctic White    | 108 lbs | 3.5  | 14     |

Cast aluminum square base with wheels.



| AURORA                      | FINISH               | WEIGHT  | CUBE | PALLET |
|-----------------------------|----------------------|---------|------|--------|
| <b>BRW100-SG</b>            | Shadow Graphite      | 100 lbs | 3.53 | 14     |
| <b>BRW100-AB</b>            | Architectural Bronze | 100 lbs | 3.53 | 14     |
| <b>BRW100-AW</b>            | Arctic White         | 100 lbs | 3.53 | 14     |
| <b>NEW</b> <b>BRW100-5T</b> | Platinum             | 100 lbs | 3.53 | 14     |
| <b>NEW</b> <b>BRW100-SD</b> | Sand                 | 100 lbs | 3.53 | 14     |

Cast aluminum round base with wheels.




| MONACO           | FINISH | WEIGHT  | CUBE | PALLET |
|------------------|--------|---------|------|--------|
| <b>BKMSQ1000</b> | Bronze | 100 lbs | 1.8  | 24     |
| <b>BKMSQ1003</b> | White  | 100 lbs | 1.8  | 24     |
| <b>BKMSQ1009</b> | Black  | 100 lbs | 1.8  | 24     |

Cast aluminum square base with wheels and handle.



| MONACO         | FINISH | WEIGHT  | CUBE | PALLET |
|----------------|--------|---------|------|--------|
| <b>BKM1000</b> | Bronze | 100 lbs | 2.3  | 24     |
| <b>BKM1003</b> | White  | 100 lbs | 2.3  | 24     |
| <b>BKM1009</b> | Black  | 100 lbs | 2.3  | 24     |

Cast aluminum round base with wheels and handle.



| ADD-ON WEIGHT | WEIGHT |
|---------------|--------|
| <b>BW30</b>   | 30 lbs |

Optional cast iron weight adds 30 lbs to our Athens, Aurora, and Monaco bases.

# BASES & MOUNT OPTIONS

for ALL STYLES



| <b>NEW</b> Z-PLATE | WEIGHT  | FINISH         | SIZE | THICKNESS | CUBE |
|--------------------|---------|----------------|------|-----------|------|
| ZB115              | 115 lbs | SG, AB, AW, SD | 26"  | .63"      | 1.29 |
| ZB225              | 225 lbs | SG, AB, AW, SD | 36"  | .63"      | 2.89 |

Note: External Stem required for Aquarius & Libra styles (sold separately)



| ADD-ON WHEELS | COMPATIBLE WITH | WEIGHT   | CUBE |
|---------------|-----------------|----------|------|
| ZBWH-SM       | ZB115           | 1.2 lbs  | .04  |
| ZBWH-LG       | ZB225           | 6.61 lbs | .24  |

Set of 4 locking wheels



| TITAN BASE | WEIGHT    | TOTAL WEIGHT W/ PAVERS* | FINISH     | SIZE                 | CUBE |
|------------|-----------|-------------------------|------------|----------------------|------|
| BGT850     | 118.1 lbs | 850 lbs                 | SG, AB, AW | 40.5" x 40.5" x 6.4" | 11.6 |

Galvanized Steel Frame + Aluminum Lid

\*Accommodates (32) 12"x12"x1.5" pavers (not included)




| INFINITY BASE | WEIGHT  | FINISH                    | SIZE                 | CUBE |
|---------------|---------|---------------------------|----------------------|------|
| BXI415        | 415 lbs | SG, AB, AW, SD <b>NEW</b> | 44.5" x 44.5" x 1.8" | 10   |
| BXI565        | 565 lbs | SG, AB, AW, SD <b>NEW</b> | 44.5" x 44.5" x 1.8" | 12.7 |
| BXI715        | 715 lbs | SG, AB, AW, SD <b>NEW</b> | 44.5" x 44.5" x 1.8" | 15.3 |

Galvanized Steel Frame + Aluminum Lid, Galvanized Steel Plates

## Mount Kit for ALL STYLES

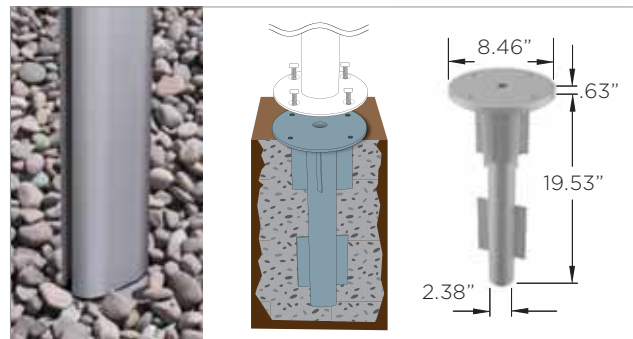
### MKC23 | Concrete

Includes: Adapter plate and expansion bolts.



### MKG23 | In-Ground

Includes: In-ground fitting.



| MOUNT KIT | DESCRIPTION | PLATE DIA. | THICKNESS | WEIGHT    | CUBE | CASE PK. | CASE WT.  | CASE CU. |
|-----------|-------------|------------|-----------|-----------|------|----------|-----------|----------|
| MKC23     | Concrete    | 8.46"      | .63"      | 7.76 lbs  | .16  | 5        | 43 lbs    | .94      |
| MKG23     | In-Ground   | 8.46"      | .63"      | 16.50 lbs | .91  | 1        | 18.26 lbs | .91      |

Available in Silver Anodized finish only. Can be ordered individually or case pack.

NOTE: External Stem required for Aquarius and Libra styles (sold separately).

# BASES WEIGHT MATRIX

| Item No.         | Size<br>ft   m  | Canopy<br>Shape | Minimum<br>Base<br>Weight | Mount and Base Options |                       |                       |
|------------------|-----------------|-----------------|---------------------------|------------------------|-----------------------|-----------------------|
|                  |                 |                 |                           | Recommended            | Alternate 1           | Alternate 2           |
| <b>AQU-23</b>    | 7.5   2.3       | OCT             | 100 lbs                   | Athens, Aurora         | ZB115                 | BA150x                |
| <b>AQU-23S</b>   | 7.5   2.3       | SQ              | 100 lbs                   | Athens, Aurora         | ZB115                 | BA150x                |
| <b>AQU-27</b>    | 9   2.7         | OCT             | 100 lbs                   | Athens, Aurora         | ZB115                 | BA150x                |
| <b>LIB-20S</b>   | 6.5   2.0       | SQ              | 100 lbs                   | Athens, Aurora         | ZB115                 | BA150x                |
| <b>LIB-25</b>    | 8   2.5         | OCT             | 100 lbs                   | Athens, Aurora         | ZB115                 | BA150x                |
| <b>LIB-25S</b>   | 8   2.5         | SQ              | 100 lbs                   | Athens, Aurora         | ZB115                 | BA150x                |
| <b>LIB-27</b>    | 9   2.7         | OCT             | 120 lbs                   | Athens, Aurora (+BW30) | ZB115                 | BA150x                |
| <b>LIB-27S</b>   | 9   2.7         | SQ              | 120 lbs                   | Athens, Aurora (+BW30) | ZB115                 | BA150x                |
| <b>ATL-30</b>    | 10   3.0        | OCT             | 300 lbs                   | Infinity Base          | (1) ZB115 + (1) ZB225 | Titan Base            |
| <b>ATL-30S</b>   | 10   3.0        | SQ              | 300 lbs                   | Infinity Base          | (1) ZB115 + (1) ZB225 | Titan Base            |
| <b>ATL-35S</b>   | 11.5   3.5      | SQ              | 300 lbs                   | Infinity Base          | (1) ZB115 + (1) ZB225 | Titan Base            |
| <b>ATL-40</b>    | 13   4.0        | OCT             | 400 lbs                   | Infinity Base          | (2) ZB225             | Titan Base            |
| <b>AST-40S</b>   | 13   4.0        | SQ              | 500 lbs                   | Mount Kit              | Infinity Base         | (1) ZB115 + (2) ZB225 |
| <b>AST-50*</b>   | 16.5   5.0      | OCT             | 600 lbs                   | Mount Kit              | Infinity Base         | (3) ZB225             |
| <b>AST-50S*</b>  | 16.5   5.0      | SQ              | 700 lbs                   | Mount Kit              | Infinity Base         | (1) ZB115 + (3) ZB225 |
| <b>TAU-30</b>    | 10   3.0        | OCT             | 300 lbs                   | (1) ZB115 + (1) ZB225  | Infinity Base         | Titan Base            |
| <b>TAU-30S</b>   | 10   3.0        | SQ              | 300 lbs                   | (1) ZB115 + (1) ZB225  | Infinity Base         | Titan Base            |
| <b>SOL-27S</b>   | 9   2.7         | SQ              | 300 lbs                   | Infinity Base          | (1) ZB115 + (1) ZB225 | Titan Base            |
| <b>SOL-30</b>    | 10   3.0        | OCT             | 300 lbs                   | Infinity Base          | (1) ZB115 + (1) ZB225 | Titan Base            |
| <b>SOL-30S</b>   | 10   3.0        | SQ              | 350 lbs                   | Infinity Base          | (2) ZB225             | Titan Base            |
| <b>SOL-35</b>    | 11.5   3.5      | OCT             | 400 lbs                   | Infinity Base          | (2) ZB225             | Titan Base            |
| <b>SOLLX-30S</b> | 10   3.0        | SQ              | 350 lbs                   | Infinity Base          | (2) ZB225             | Titan Base            |
| <b>POL-35S</b>   | 11.5   3.5      | SQ              | 550 lbs                   | Mount Kit              | Infinity Base         | (1) ZB115 + (2) ZB225 |
| <b>POL-340RT</b> | 10x13   3.0x4.0 | RT              | 550 lbs                   | Mount Kit              | Infinity Base         | (1) ZB115 + (2) ZB225 |
| <b>POL-40</b>    | 13   4.0        | OCT             | 700 lbs                   | Mount Kit              | Infinity Base         | (1) ZB115 + (3) ZB225 |
| <b>POL-40S</b>   | 13   4.0        | SQ              | 700 lbs                   | Mount Kit              | Infinity Base         | (1) ZB115 + (3) ZB225 |
| <b>POLLX-40S</b> | 13   4.0        | SQ              | 700 lbs                   | Mount Kit              | Infinity Base         | (1) ZB115 + (3) ZB225 |
| <b>ORI-30</b>    | 10   3.0        | OCT             | 300 lbs                   | Infinity Base          | (1) ZB115 + (1) ZB225 | Titan Base            |
| <b>ORI-30S</b>   | 10   3.0        | SQ              | 350 lbs                   | Infinity Base          | (2) ZB225             | Titan Base            |
| <b>ORI-40</b>    | 13   4.0        | OCT             | 500 lbs                   | Infinity Base          | (1) ZB115 + (2) ZB225 | Titan Base            |
| <b>GEM-30S</b>   | 10   3.0        | SQ              | 400 lbs                   | Mount Kit              | Infinity Base         | (2) ZB225             |

\* It is recommended that these items be mounted using our in-ground or concrete mount kits (see page 118).




# REPLACEMENT PARTS & OPTIONS

| SPECIALTY CANOPY       |                  | REPLACEMENT FRAME | REPLACEMENT CANOPY | REPLACEMENT PROTECTIVE COVER |                 |
|------------------------|------------------|-------------------|--------------------|------------------------------|-----------------|
| Item                   | Available Styles | Item              | Item No.           | Item No.                     |                 |
| <b>Valance</b>         | All Styles       | AQU-23            | <b>AQU-23</b>      | <b>C-AQU-23</b>              | <b>CD950-01</b> |
|                        |                  | AQU-23S           | <b>AQU-23S</b>     | <b>C-AQU-23S</b>             | <b>CD950-01</b> |
| <b>Logo Printing</b>   | All Styles       | AQU-27            | <b>AQU-27</b>      | <b>C-AQU-27</b>              | <b>CD950-01</b> |
|                        |                  | LIB-20S           | <b>LIB-20S</b>     | <b>C-LIB-20S</b>             | <b>CD950-01</b> |
|                        |                  | LIB-25            | <b>LIB-25</b>      | <b>C-LIB-25</b>              | <b>CD950-01</b> |
| <b>Designer Canopy</b> | All Styles       | LIB-25S           | <b>LIB-25S</b>     | <b>C-LIB-25S</b>             | <b>CD9075</b>   |
|                        |                  | LIB-27            | <b>LIB-27</b>      | <b>C-LIB-27</b>              | <b>CD950-01</b> |
|                        |                  | LIB-27S           | <b>LIB-27S</b>     | <b>C-LIB-27S</b>             | <b>CD9075</b>   |
|                        |                  | ATL-30            | <b>ATL-30</b>      | <b>C-ATL-30</b>              | <b>CD9076</b>   |
|                        |                  | ATL-30S           | <b>ATL-30S</b>     | <b>C-ATL-30S</b>             | <b>CD9077</b>   |
|                        |                  | ATL-35S           | <b>ATL-35S</b>     | <b>C-ATL-35S</b>             | <b>CD9077</b>   |
|                        |                  | ATL-40            | <b>ATL-40</b>      | <b>C-ATL-40</b>              | <b>CD9077</b>   |
| <b>OPTIONAL FABRIC</b> |                  | AST-40S           | <b>AST-40S</b>     | <b>C-AST-40S</b>             | <b>CD9004</b>   |
|                        |                  | AST-50            | <b>AST-50</b>      | <b>C-AST-50</b>              | <b>CD9004</b>   |
|                        |                  | AST-50S           | <b>AST-50S</b>     | <b>C-AST-50S</b>             | <b>CD9009</b>   |
|                        |                  | TAU-30            | <b>TAU-30</b>      | <b>C-TAU-30</b>              | <b>CD16P</b>    |
|                        |                  | TAU-30S           | <b>TAU-30S</b>     | <b>C-TAU-30S</b>             | <b>CD16P</b>    |
|                        |                  | SOL-27S           | <b>SOL-27S</b>     | <b>C-SOL-27S</b>             | <b>CD16P</b>    |
|                        |                  | SOL-30            | <b>SOL-30</b>      | <b>C-SOL-30</b>              | <b>CD16P</b>    |
|                        |                  | SOL-30S           | <b>SOL-30S</b>     | <b>C-SOL-30S</b>             | <b>CD16P</b>    |
|                        |                  | SOL-35            | <b>SOL-35</b>      | <b>C-SOL-35</b>              | <b>CD16P</b>    |
|                        |                  | SOLLX-30S         | <b>SOLLX-30S</b>   | <b>C-SOL-30S</b>             | <b>CD16P</b>    |
| <b>FIRESIST®</b>       |                  | POL-35S           | <b>POL-35S</b>     | <b>C-POL-35S</b>             | <b>CD36-02</b>  |
|                        |                  | POL-340RT         | <b>POL-340RT</b>   | <b>C-POL-340RT</b>           | <b>CD36-02</b>  |
|                        |                  | POL-40            | <b>POL-40</b>      | <b>C-POL-40</b>              | <b>CD36-02</b>  |
|                        |                  | POL-40S           | <b>POL-40S</b>     | <b>C-POL-40S</b>             | <b>CD36-01</b>  |
|                        |                  | POLLX-40S         | <b>POLLX-40S</b>   | <b>C-POL-40S</b>             | <b>CD36-01</b>  |
|                        |                  | ORI-30            | <b>ORI-30</b>      | <b>C-ORI-30</b>              | <b>CD26P-3</b>  |
|                        |                  | ORI-30S           | <b>ORI-30S</b>     | <b>C-ORI-30S</b>             | <b>CD26P-1</b>  |
|                        |                  | ORI-40            | <b>ORI-40</b>      | <b>C-ORI-40</b>              | <b>CD26P-1</b>  |
|                        |                  | GEM-30S           | <b>GEM-30S</b>     | <b>C-GEM-30S</b>             | <b>CD9088-T</b> |



FIRESIST® awning fabric combines state-of-the-art flame retardant performance and UV resistance for the commercial awning, canopy and shade markets.

# FRAME FINISHES



Finishes shown are not to scale. Colors may vary slightly from the actual finish; please refer to the actual frame kit to view true color and detail.  
Frame finish collection for umbrella styles and selected bases.  
Contact your sales representative for more information and specific lead times.

# FABRICS

## Price Group 1

Sunbrella®  
awning grade  
100% Solution-Dyed  
Acrylic



**4601** Pacific Blue



**4602** Sunflower  
Yellow



**4603** Jockey Red



**4604** Natural



**4608** Black



**4642** Oyster



**4644** Charcoal



**4653** Mediterranean  
Blue Tweed



**4677** Tuscan

## Price Group 2

Sunbrella®/  
Outdura®  
furniture grade  
100% Solution-  
Dyed Acrylic



**5401** Pacific Blue



**5402** Granite



**5403** Jockey Red




**5404** Natural



**5407** Henna



**5408** Black



**5413** Spa



**5416** Aruba



**5417** Tuscan



**5422** Antique  
Beige



**5425** Cocoa



**5438** Buttercup



**5439** Navy



**5446** Forest  
Green



**5453** Canvas



**5461** Taupe



**5476** Heather  
Beige



**5489** Coal



**6407** Aquatic



**6433** Neptune



**6457** Beacon Ash




**6662** Harper Steel  
Stripe



**6667** Kinzie  
Smoke Stripe



**6668** Kinzie Coal  
Stripe



**6670** Reliant  
Coast Stripe



**6671** Pathway  
Pumice Stripe



**6733** Kinzie Royal  
Stripe




**7846** Marbled  
Meadow



**7863** New Block  
Smoke Stripe



# FABRICS



**7865** New Block Sea Stripe



**8318** Sesame Linen



**14087** Gateway Coast Stripe



**14106** Seasalt



**40428** Cast Ash



**40433** Cast Silver



**40434** Cast Slate



**40456** Cast Lagoon



**40524-01** Trusted Fog Stripe



**40599-01** Direction Linen Stripe



**48080** Spectrum Indigo



**48103S** Cast Ocean



**54011** Ginkgo



**54048** Charcoal



**56079** Milano Char Stripe



**56080** Milano Cobalt Stripe



**56095** Astoria Sunset Stripe



**57012** Cloud



**58039** Gateway Mist Stripe

## Price Group 2

O'bravia®  
awning grade  
100% Solution-Dyed  
Polyester



**5801** Cobalt



**5803** Red



**5804** Eggshell



**5808** Black



**5816** Aqua



**5822** Khaki



**5825** Mocha



**5827** Chocolate\*



**5839** Navy



**5850** Kiwi



**5851** Fog

\* Limited Fabric Available

**NOTE:** Striped fabrics must be ordered in pairs, due to cutting requirements. Not available on POL-340RT.  
Fabric shown are not to scale. Colors may vary slightly from the actual fabric; please refer to the actual fabric swatch to view true color and detail.

# TABLE OF CONTENTS

|  |         |
|--|---------|
| <b>JCP.101 CENTERPOST ALU</b><br>7.5' JCP101-23SQ<br>9' JCP101-28H         | 126-127 |
| <b>JCP.201 CENTERPOST ALU</b><br>15' JCP201-45                             | 128-129 |
| <b>JCP.301 SIDEPOST ALU</b><br>10' JCP301-30SQ<br>11.5' JCP301-35          | 130-131 |
| <b>JCP.401 SIDEPOST ALU</b><br>10'x14' JCP401-343RT<br>13' JCP401-40       | 132-133 |
| <b>JCP.501 QUAD SIDEPOST ALU</b><br>10' JCP501                             | 134-135 |
| <b>FINISHES &amp; FABRICS</b>  | 136     |
| <b>BASES &amp; MOUNT OPTIONS</b><br><b>REPLACEMENT PARTS &amp; OPTIONS</b> | 137     |
| <b>ACCESSORIES</b>   | 138     |
| <b>TERMS &amp; CONDITIONS</b>  | 140-142 |
| <b>WARRANTY / GUARANTEE</b>  | 144     |





jardinico®  
CARACTÈRE



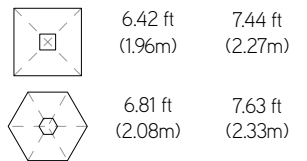


SHOWN: JCP101-23SQ (TK - Alu Teak) in 10065 Natté Carbon Beige

Visit [www.jardinicousa.com](http://www.jardinicousa.com) for more product information.

# JCP.101 CENTERPOST ALU

 7.5 ft Square / 2.3m x 2.3m  
 9 ft Hexagon / Ø 2.8m



See page 136 for Finish & Fabric Options.

| ITEM NO.    | SIZE                             | CANOPY SHAPE            | RIBS   | FEATURES   |
|-------------|----------------------------------|-------------------------|--|--|
| JCP101-23SQ | 7.5 ft x 7.5 ft<br>(2.3m x 2.3m) | Square                  | 4  | <ul style="list-style-type: none"> <li>Aluminum</li> <li>Magnodraulic Push-Up Lift System</li> <li>Single Wind Vent</li> <li>Protective Cover</li> </ul> |
| JCP101-28H  | 9 ft<br>(2.8m)                   | Hexagon                 | 6  | <ul style="list-style-type: none"> <li>Self-Locking Canopy Fasteners</li> </ul>  |
| ITEM NO.    | DESCRIPTION                      | SIZE                    | FEATURES   |  |
| JCB101      | Base (with wheels) - 100 lbs.    | 19.68" x 19.68" x 3.14" | <ul style="list-style-type: none"> <li>Powder Coated, Hot Galvanized Steel Base with 1.88" Locking Wheels</li> </ul> |  |

Note: Compatible base must be purchased with frame & canopy. Mount kit option not available.





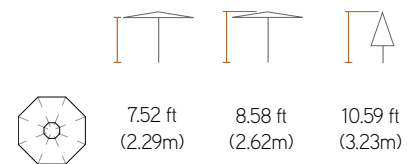
SHOWN: JCP201-45 (SS - Silver Anodized) in 10022 Natté Grey Chiné

Visit [www.jardincousa.com](http://www.jardincousa.com) for more product information.



# JCP.201 CENTERPOST ALU

 15 ft Octagon / Ø 4.5m



See page **136** for Finish & Fabric Options.

| ITEM NO.  | SIZE                          | CANOPY SHAPE  | RIBS   | FEATURES  |
|-----------|-------------------------------|---|--|---|
| JCP201-45 | 15 ft (4.5m)                  | Octagon   | 8  | <ul style="list-style-type: none"> <li>Aluminum</li> <li>Telescopic Crank Lift System</li> <li>Self-Locking Canopy Fasteners</li> <li>Single Wind Vent</li> <li>Internal Mast Stem Cover</li> <li>Protective Cover</li> </ul> |
| ITEM NO.  | DESCRIPTION                   | SIZE  | FEATURES   |   |
| JCB301    | Base (with wheels) - 350 lbs. | 39.37" x 39.37" x 6.29"                                 | <ul style="list-style-type: none"> <li>Powder Coated, Hot Galvanized Steel Base with 3.75" Locking Wheels</li> </ul> |   |
| JCB-MKC21 | Concrete Mount Kit            | 8.46" plate diameter, .63" plate thickness              | <b>Includes:</b> Adapter plate and expansion bolts<br><i>Adapter plate finish options: 5T, CC</i>                    |   |
| JCB-MKG16 | In-Ground Mount Kit           | 6.3" plate diameter, .47" plate thickness, 19.53" depth | <b>Includes:</b> In-ground fitting   |   |

Note: Compatible base or mount kit must be purchased with frame & canopy.



SHOWN: JCP301-30SQ (CC - Charcoal) in 5408 Black

Visit [www.jardinicousa.com](http://www.jardinicousa.com) for more product information.

# JCP.301 SIDEPOST ALU

 10 ft Square / 3.0m x 3.0m

 11.5 ft Octagon / Ø 3.5m



Infinite Tilt  
Front to Back, Left to Right



6.89 ft  
(2.10m)

7.64 ft  
(2.33m)

12.64 ft  
(3.85m)

9.73 ft  
(2.97m)

3.89 ft  
(1.19m)



7.06 ft  
(2.15m)

7.58 ft  
(2.31m)

12.98 ft  
(3.96m)

10.04 ft  
(3.06m)

3.48 ft  
(1.06m)

See page 136 for Finish & Fabric Options.

| ITEM NO.    | SIZE                           | CANOPY SHAPE | RIBS | FEATURES  |
|-------------|--------------------------------|--------------|------|---|
| JCP301-30SQ | 10 ft x 10 ft<br>(3.0m x 3.0m) | Square       | 8    | <ul style="list-style-type: none"> <li>Aluminum</li> <li>360° Rotation</li> <li>Crank Lift System</li> <li>Infinite Tilt (front to back, left to right)</li> </ul>    |
| JCP301-35   | 11.5 ft<br>(3.5m)              | Octagon      | 8    | <ul style="list-style-type: none"> <li>Self-Locking Canopy Fasteners</li> <li>Single Wind Vent</li> <li>Internal Mast Stem Cover</li> <li>Protective Cover</li> </ul> |

| ITEM NO.  | DESCRIPTION                   | SIZE  | FEATURES   |
|-----------|-------------------------------|---|--|
| JCB301    | Base (with wheels) - 350 lbs. | 39.37" x 39.37" x 6.29"                                 | <ul style="list-style-type: none"> <li>Powder Coated, Hot Galvanized Steel Base with 3.75" Locking Wheels</li> </ul> |
| JCB-MKC21 | Concrete Mount Kit            | 8.46" plate diameter, .63" plate thickness              | <b>Includes:</b> Adapter plate and expansion bolts<br><i>Adapter plate finish options: 5T, CC</i>                    |
| JCB-MKG16 | In-Ground Mount Kit           | 6.3" plate diameter, .47" plate thickness, 19.53" depth | <b>Includes:</b> In-ground fitting   |

Note: Compatible base or mount kit must be purchased with frame & canopy.





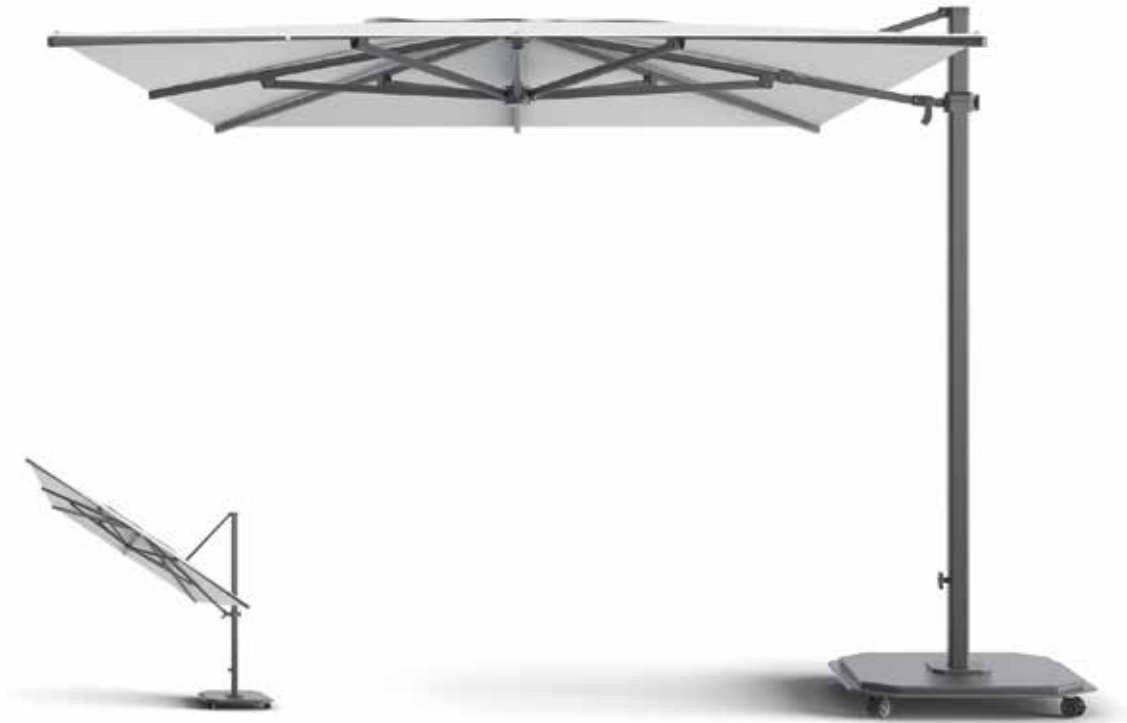
SHOWN: JCP401-343RT (TK - Alu Teak) in 10020 Natté White

Visit [www.jardinicousa.com](http://www.jardinicousa.com) for more product information.

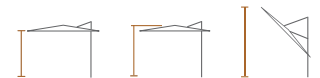
# JCP.401 SIDEPOST ALU

 10 ft x 14 ft Rectangle / 3.0m x 4.3m

 13 ft Octagon / Ø 4.0m



Infinite Tilt  
Front to Back



7.48 ft  
(2.28m)

8.49 ft  
(2.59m)

12.51 ft  
(3.81m)



6.52 ft  
(1.99m)

7.54 ft  
(2.30m)

14.49 ft  
(4.42m)

See page 136 for Finish & Fabric Options.

| ITEM NO.     | SIZE                           | CANOPY SHAPE | RIBS | FEATURES   |
|--------------|--------------------------------|--------------|------|--|
| JCP401-343RT | 10 ft x 14 ft<br>(3.0m x 4.3m) | Rectangle    | 8    | <ul style="list-style-type: none"> <li>Aluminum</li> <li>360° Rotation</li> <li>Crank Lift System</li> <li>Infinite Tilt (front to back)</li> <li>Self-Locking Canopy Fasteners</li> <li>Single Wind Vent</li> <li>Internal Mast Stem Cover</li> <li>Protective Cover</li> </ul> |
| JCP401-40    | 13 ft<br>(4.0m)                | Octagon      | 8    |  |

| ITEM NO.  | DESCRIPTION                   | SIZE   | FEATURES   |
|-----------|-------------------------------|--|--|
| JCB401    | Base (with wheels) - 540 lbs. | 39.37" x 39.37" x 7.08"                                  | <ul style="list-style-type: none"> <li>Powder Coated, Hot Galvanized Steel Base with 3.75" Locking Wheels</li> </ul> |
| JCB-MKC25 | Concrete Mount Kit            | 9.84" plate diameter, .63" plate thickness               | <b>Includes:</b> Adapter plate and expansion bolts<br><i>Adapter plate finish options: 5T, CC</i>                    |
| JCB-MKG25 | In-Ground Mount Kit           | 9.84" plate diameter, .63" plate thickness, 19.69" depth | <b>Includes:</b> In-ground fitting   |

Note: Compatible base or mount kit must be purchased with frame & canopy.





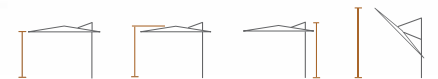
SHOWN: JCP501 (TK - Alu Teak) in 5404 Natural

Visit [www.jardincousa.com](http://www.jardincousa.com) for more product information.



# JCP.501 QUAD SIDEPOST ALU

 10 ft Square / 3.0m x 3.0m



7.50 ft  
(2.29m)

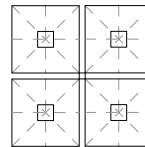
8.25 ft  
(2.51m)

9.75 ft  
(2.97m)

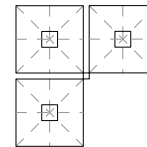
16.33 ft  
(4.98m)



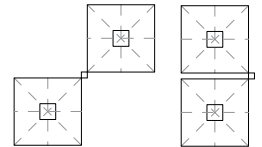
Infinite Tilt Front to Back -  
Canopies can open and tilt individually



JCP501



JCP501-P3



JCP501-P2  
Diagonal or Adjacent

See page 136 for Finish & Fabric Options.

| ITEM NO.  | DESCRIPTION          | CANOPY SHAPE                      | RIBS         | FEATURES   |
|-----------|----------------------|-----------------------------------|--------------|--|
| JCP501    | Frame & (4) Canopies | Square<br>10 ft.<br>(3.0m x 3.0m) | 8 per canopy | <ul style="list-style-type: none"> <li>Aluminum</li> <li>Up to 430.5 sq. ft. of Coverage</li> <li>Crank Lift System</li> <li>Infinite Tilt (front to back)</li> <li>Each Canopy Opens and Tilts Individually</li> <li>Self-Locking Canopy Fasteners</li> <li>Single Wind Vent</li> <li>Internal Mast Stem Cover</li> <li>Protective Cover</li> </ul> |
| JCP501-P3 | Frame & (3) Canopies |                                   |              |  |
| JCP501-P2 | Frame & (2) Canopies |                                   |              |  |

| ITEM NO.   | DESCRIPTION         | SIZE  | FEATURES  |
|------------|---------------------|---|---|
| JCB-MKC501 | Concrete Mount Kit  | 9.84" plate diameter,<br>.63" plate thickness               | <b>Includes:</b> Adapter plate and expansion bolts<br><i>Adapter plate finish options: 5T, CC</i> |
| JCB-MKG25  | In-Ground Mount Kit | 9.84" plate diameter,<br>.63" plate thickness, 19.69" depth | <b>Includes:</b> In-ground fitting  |


Note: Mount kit must be purchased with frame & canopy.  
See page 137 for optional (one-piece) Gutter.

# FINISHES & FABRICS

## Finishes



**SS**  
Silver Anodized



**CC**  
Charcoal



**MW**  
Matte White  
*(Special Order)*




**TK**  
Alu Teak  
Not available on JCP201  
*(Special Order, 5% Upcharge)*


## Fabrics




**10020**  
Natté  
White




**10022**  
Natté  
Grey Chiné



**10059**  
Natté  
Dark Taupe



**10065**  
Natté  
Carbon Beige



**5401**  
Pacific  
Blue



**5404**  
Natural



**5408**  
Black




**5413**  
Spa



**5417**  
Tuscan




**5439**  
Navy



**5476**  
Heather  
Beige



**5489**  
Coal



**40428**  
Cast Ash



**40433**  
Cast Silver

*For additional fabric options, contact your Sales Representative.  
(Special Order, 20% Upcharge)*

NOTE: Fabric and finishes shown are not to scale. Colors may vary slightly from the actual fabric and finish; please refer to the actual fabric swatch and frame sample to view true color and detail.

# BASE & MOUNT OPTIONS

## Compatible Base with Locking Wheels

Base finish matches frame finish except for TK (Alu Teak) which uses the CC (Charcoal) finish.



Locking all weather wheels rotate 360°.

| ITEM NO.      | DESCRIPTION        | SIZE                    | WEIGHT   | FEATURES   |
|---------------|--------------------|-------------------------|----------|--|
| <b>JCB101</b> | Base (with wheels) | 19.68" x 19.68" x 3.14" | 100 lbs. | <ul style="list-style-type: none"> <li>• Powder Coated</li> <li>• Hot Galvanized Steel Base</li> <li>• Locking Wheels</li> </ul> |
| <b>JCB301</b> |                    | 39.37" x 39.37" x 6.29" | 365 lbs. |  |
| <b>JCB401</b> |                    | 39.37" x 39.37" x 7.08" | 540 lbs. |  |

Compatible base must be purchased with frame & canopy. Compatible base not available for JCP.501.


## Compatible Mount Kits

Mount Kit options for concrete and in-ground mounting.

| SERIES  | MOUNT KIT | ITEM NO.          |
|---------|-----------|-------------------|
| JCP.201 | Concrete* | <b>JCB-MKC21</b>  |
| JCP.301 | In-Ground | <b>JCB-MKG16</b>  |
| JCP.401 | Concrete* | <b>JCB-MKC25</b>  |
| JCP.501 |           | <b>JCB-MKC501</b> |
| JCP.401 | In-Ground | <b>JCB-MKG25</b>  |
| JCP.501 |           |                   |

Compatible Mount Kit must be purchased with frame & canopy. Mount kit not available for JCP.101.

\*Available in 5T - Platinum | CC - Charcoal



MUST CHOOSE FINISH WHEN ORDERING.

# REPLACEMENT PARTS & OPTIONS

## Replacement Canopy

| SERIES  | FRAME        | ITEM NO.         |
|---------|--------------|------------------|
| JCP.101 | JCP101-23SQ  | <b>CJ1-23SQ</b>  |
|         | JCP101-28H   | <b>CJ1-28H</b>   |
| JCP.201 | JCP201-45    | <b>CJ2-45</b>    |
| JCP.301 | JCP301-30SQ  | <b>CJ3-30SQ</b>  |
|         | JCP301-35    | <b>CJ3-35</b>    |
| JCP.401 | JCP401-343RT | <b>CJ4-343RT</b> |
|         | JCP401-40    | <b>CJ4-40</b>    |
| JCP.501 | JCP501       | <b>CJ5-30SQ</b>  |

## Replacement Protective Covers

| SERIES              | ITEM NO.          |
|---------------------|-------------------|
| JCP.101 (All sizes) | <b>JA-CP902</b>   |
| JCP.301 (All sizes) | <b>JA-CD35D</b>   |
| JCP.401 (All sizes) | <b>JA-CD36-02</b> |
| JCP.501             | <b>JA-CD39</b>    |

## Optional (one-piece) Gutter

Custom made and available for JCP.501 styles.



To span big surfaces and canalize rain-water, you can connect several umbrellas with a gutter.

ITEM NO.: **CJ501G**



# ACCESSORIES

## MOROCCAN LANTERN



| ITEM NO.   | SIZE   | HEIGHT | WIDTH | WEIGHT  | CUBE |
|------------|--------|--------|-------|---------|------|
| JCA-MOR-SM | Small  | 15.0"  | 11.0" | 10 lbs. | 2.52 |
| JCA-MOR-MD | Medium | 19.7"  | 11.0" | 12 lbs. | 3.02 |
| JCA-MOR-LG | Large  | 26.8"  | 11.0" | 14 lbs. | 3.52 |

## ANTIBES WINE TUB



| ITEM NO.    | HEIGHT | WIDTH  | WEIGHT  | CUBE |
|-------------|--------|--------|---------|------|
| JCA-ANT-WTB | 9.5"   | 18.13" | 20 lbs. | 4.14 |

## ANTIBES WINE COOLER



| ITEM NO.    | HEIGHT | WIDTH  | WEIGHT | CUBE |
|-------------|--------|--------|--------|------|
| JCA-ANT-WCO | 11.5"  | 10.63" | 9 lbs. | 1.64 |



Lights sold separately



Shade as a style statement.

**jardinico**<sup>®</sup>  
CARACTÈRE



PAGES 140-142 applies to Treasure Garden, Shademaker and Jardinico.

As a condition of doing business with Treasure Garden, Inc. and its affiliates (hereinafter, "TG") all persons involved in the commercial purchase, sale, or resale of TG products (each, a "Dealer") shall be bound by the following terms and conditions (the "Agreement").

**Distribution:**

To qualify as an authorized TG retail Dealer a business must:

- Have a permanent store-front retail business location with reasonable space to display TG products and accessories.
- Maintain an inventory of TG merchandise throughout their outdoor product selling season.
- Reasonably accommodate purchases of anyone showing interest in TG products.
- Be moderately capable of "after the sale" service and support to the end-user and reasonably accommodating of consumer requests for such service and support.
- Retail Dealers should be qualified or trained by their TG sales representative.
- Ecommerce and contract dealers have other requirements.

TG reserves the right to respond to geographic and individual market and competitive situations by applying different policies to its various Dealers. TG also reserves the right to rescind or modify, in its sole and absolute discretion, any existing or future sales program or policy, or the credit terms (if any) extended to a Dealer. In addition, TG may terminate any authorized Dealer, for any reason or no reason, in its sole and absolute discretion and without notice.

**Credit Terms:**

A completed and signed TG commercial credit application agreement begins the process of establishing a credit line or billing account with TG. Until a credit application is approved, all orders may require payment in advance; meaning payment must be paid prior to our manufacturing of the order. Minimum annual orders of \$5,000 are required during TG's fiscal year (i.e., Oct. 1 - Sept. 30) for any new or re-established account. TG generally offers payment terms of Net 30 days (on approved credit) to an authorized retail dealer. Terms for contract dealers are proforma / cash in advance. Other credit terms may be available and will be indicated on the Sales order acknowledgement and Invoice. Payment terms for Freight Charges and/or duties are Net 7 days. All orders are subject to credit approval and acceptance by our home office in Baldwin Park, California and TG may terminate the extension of credit, for any reason or no reason, in its sole and absolute discretion. Any disputes between TG and a Dealer may be brought in the Courts located in California regardless of where the Dealer is located. Time is of the essence concerning all payments, and payments must be sent to be received by the due date. No deductions or debit memos are accepted. A service charge of one and one-half percent (1.5%) per month or such maximum lesser rate as may be permitted by law may be assessed to all past due invoices. Invoices are considered past due if the payment is not received by the due date.

Credit files are routinely reviewed, and a current financial statement or information may be requested by TG and must be provided within 10 business days. TG may also request assurances of a Dealer's ability to pay and may, upon the making of such request, stop production and suspend shipments.

**Prices:**

Prices listed in the price list are suggested retail prices. A Dealer's cost is based on the designated Dealer classification. Ask your Sales Representative for details regarding TG's 2025 programs and pricing structure.

**Taxes and Surcharges:**

The manufacturer's suggested retail price (MSRP) does NOT include any state tax local tax or surcharges. CA sales tax may apply to shipments made within the state of CA, picked up at our CA facility or drop shipped within the state of CA unless we have a CA resale or tax-exempt certificate on file. Treasure Garden has a presence in 39 states. As of JUNE 2022, these states are AL, AR, AZ, CA, CO, CT, DC, FL, GA, IA, ID, IL, IN, KS, KY, LA, MA, MD, ME, MI, MN, MO, NC, NE, NJ, NM, NV, NY, OH, OK, PA, RI, SC, TN, TX, UT, VA, WA & WI. As mandated by state and local taxing authorities, we are required to collect sales and / or use taxes on your purchases shipped to these states unless we have a valid resale / tax exemption certificate(s) for the state(s) that your company's purchases are shipped to. Please note that CA, CT, DC, MA & MD will NOT accept another states resale certification or resale number for tax exempt purposes.

**Order Acceptance:**

We accept orders from an authorized retail Dealer or contract accounts only. Ask your sales representative for details on becoming an authorized retail Dealer or contract account. If you place an order with Treasure Garden and you or your designee accepts delivery of any goods in relation to the order (whether or not you believe the delivery conforms with the order) you will be bound by the terms and conditions of our 2025 catalog.

If you do not accept all of the Catalog Terms you must notify us in writing within 10 business days of receiving your acknowledgement or the goods, whichever occurs sooner, to cancel or return the order at your expense. If you fail to do so, you will be bound by the Catalog Terms. In the event of a conflict between the terms on any purchase order, invoice, acknowledgement, or other document and the Catalog Terms, the Catalog Terms will prevail.

**Opening orders under \$5,000 (or dealers without open credit terms):**

Orders must be paid in advance via ACH, wire, credit card, business check, or cashiers check before the order is manufactured (we do not process C.O.D. orders or hold credit card information on file). Once your order is sent in, please allow at least 3-5 days for us to process and price your order. We will email an order quote with your prices, estimated shipping charges and prepayment instructions. Once your payment is cleared from the bank, a new acknowledgement will be issued with your estimated ship date. Clearing of checks may take anywhere from 3-5 business days for any checks issued from domestic banking institutions.

International checks are not accepted. It is best to pay orders via Wire Transfer on all international orders to avoid delays in processing.

**Opening orders over \$5,000:**

Please send in a TG credit application with your order, all Dealers will be bound by this Agreement regardless of whether they sign the TG Credit Application Agreement. Allow a few days for account set up and credit application processing. Once credit terms are approved, please refer to your order acknowledgment for the ship dates. If you do not wish to establish open terms, please review the preceding section.

**Order Policy:**

To ensure that your order is processed without delay we require:

- A written purchase order (no phone orders) from an authorized Dealer including the business name, account number, phone number and purchase order number.
- Ship date and specific shipping instructions. If you request freight collect or 3rd party billing, please provide the account number.
- Our item/style number, fabric number, type and color.
- Quantity of each style.
- Customer's name on all Special Orders.
- Order type:
 

|                             |                       |
|-----------------------------|-----------------------|
| SP = Special Promotions     | EEB = Early Early Buy |
| TGEX = TG Express Order     | EB = Early Buy        |
| CQS = Cantilever Quick-Ship |                       |

**NOTE:** Dealers who place a single purchase order without specifying a specific program, the order will automatically be shipped out at the longer lead time based on the items ordered. Dealers who want separate shipments with different lead times (i.e. – TGEX and Custom), please write separate purchase orders per program and make sure correct items are offered in those programs. Dealers who place a single purchase order specifying multiple or incorrect programs based on items ordered, the order will automatically be split-shipped separately according to their respective programs.

A 50% deposit may be required for orders that contain custom, exclusive items or large quantities. The deposit must be made before the order is scheduled into our system.

Please note that any discrepancies in your purchase order can cause significant delays. You must review the acknowledgment for accuracy and advise TG immediately of any discrepancies or changes. Lead time starts once order is finalized.

**Changes/Cancellations:**

No cancellations, changes, additions or holds will be accepted for an order for which materials have been ordered or produced. Cancellations and/or changes of product or shipping dates on EARLY BUY orders (as defined below) must be received at our office in writing within 15 days of the acknowledgement date. Cancellations and/or changes of product or shipping dates on custom orders must be received in writing within 3 business days of the acknowledgement date. Order revisions will no longer be accepted for Quick-Ship programs if the order has already been processed in the system or after 24 hours, whichever occurs first. No cancellations or revisions will be accepted after 72 hours for non-stock fabric orders. NO EXCEPTIONS. Orders that do not follow these guidelines will be charged a 25% re-stocking or handling fee. We cannot guarantee that purchase orders added to an existing order will be shipped together. If items are added to an order or an item on an order is changed, the entire order may be rescheduled as of the date of the change. This may result in a later ship date than the original order. In the event an order is refused and returned to us, a 25% restocking/handling fee may be assessed in addition to the inbound and outbound freight charges. The 25% restock fee also applies to pro forma orders that are canceled due to nonpayment.

**Container Orders:**

Due to the special pricing on container orders, all containers must be prepaid via wire transfer or paid by letter of credit. If you have not placed a prior container order or if there were previous payment delays or if there are non-stock/custom items on the order, we may require a 50% deposit before we start manufacturing the order. The remaining balance will be due two weeks before the order is shipped. The purchase of a container may also involve bank charges and other charges unrelated to the price of the product including but not limited to duties, storage, shipping, and transportation charges, third party inspection charges whether inspected at point of origin, point of entry or point of delivery. Once your purchase order is sent in, we start reviewing and scheduling your order into our production schedule. It is important that you inform the Baldwin Park office of any order changes within 10 business days from when your order is sent in. After reviewing your purchase



order, we will mail or fax an order acknowledgement with your payment instructions. We must be informed of any discrepancies or revisions to CONTAINER ORDERS in writing within 10 business days of sales order acknowledgment date. No cancellations are allowed. When placing orders, please be mindful of Chinese New Year. Generally, our manufacturing schedule is tight around that time.

#### Backorder/Partial Shipments:

Due to the considerable number of items, we offer, we may not initially be able to ship or deliver your entire order. In such event the balance and/or entire order thereof will be backordered and shipped and delivered at a subsequent time or times. Standard shipping charges will apply to partial or backorder shipments.

#### Lead Times:

**TG CUSTOM:** Our goal is to ship custom in stock fabric orders within 3 weeks of the acknowledgement of the order, 5 weeks for non-stock fabrics for Treasure Garden and Shademaker; 8-10 weeks for non-stock fabrics for Jardinico.

**EARLY BUY:** We will make every effort to ship orders received during the EARLY BUY period within 30 business days of the estimated ship date. All scheduled shipments will be at the factory's convenience.

**TGEX:** Our goal is to ship TG EXPRESS orders within 2 business days of the acknowledgement of the order.

**CQS:** Our goal is to ship CANTILEVER QUICK-SHIP orders within 5 business days of the acknowledgement of the order.

Notwithstanding anything to the contrary herein, TG does not guarantee that any shipments of any type of product or order will be delivered at or before a date certain. All large quantities may result in partial shipments. This is a goal – not a guarantee – and may be slightly affected by availability of fabrics & consumer demands.

ALL SHIPMENTS - TG shall, in the event of no routing instructions from the buyer; select a carrier, which it feels, in its sole discretion, can adequately handle each shipment.

#### Order Scheduling:

Deliveries are subject to fire, storm, flood, war, rebellion, riot, strike or labor trouble, interruptions to transportation, perils of navigation, damage to factory, equipment of facilities, governmental mandates, including the exercise of acts of God, failure of our sources of supply in whole or in part, and other cause beyond our control. We shall not be liable for any damages or failure to deliver or delay in delivery due to any such causes. If possible, we will attempt to ship merchandise the week of the requested ship dates.

However, in order to maintain an orderly schedule, we reserve the right to schedule the merchandise shipment to the nearest available production schedule and to ship accordingly.

Our regular business days are Monday through Friday.

#### Early Buy Orders:

The deadline for the 2025 Season Early Buy Program is December 31, 2024. These dates are subject to change depending on our production schedule. Due to special payment terms of the Early Buy order, we are unable to restrict or limit the shipping dates; you must be prepared to accept shipment of the Early Buy order at TG's sole convenience. There is a minimum of \$5,000 for Early Buy orders. A 50% deposit may be requested for customers placing their 1st Early Buy order if there were issues with previous orders, the order exceeds the approved credit line or there is custom product that is being ordered. The deposit must be made before the order is scheduled into our system. Ask your Sales Representative for details on our EARLY BUY program.

#### Freight Charges:

The shipping charges on your invoice may differ from those on your acknowledgement. This is largely due to instability in today's fuel economy. Please understand that these charges are assessed by the carrier, not TG. These charges can sometimes include fuel surcharges, lift gate, extra delivery charges, as well as standard pallet fees and box pallet fees which may not have been indicated on the preliminary freight quotes. The pallet fees may increase depending on the cost of these items.

If the freight charges are prepaid & added to your invoice, the shipping charges may include any applicable pallet charges. To ensure the most economic freight for our customers, we are constantly reviewing freight rates. If we ship your orders freight collect or 3rd party billing, we will bill your company for any applicable pallet charges.

#### Freight Claims:

All merchandise is delivered to the carrier in factory new condition. Our FOB shipping points are AZ, Baldwin Park, CA or Ningbo, China. The FOB location depends on your order type and product availability. The carrier accepts responsibility for the safe delivery upon acceptance of the shipment. TG should be notified immediately regarding any claims. Claims for loss or damage sustained in transit must be filed by the Dealer, as follows:

##### Visible Damage:

It is the Dealer's responsibility to check the merchandise and file a claim with the carrier if the shipment was made using the dealer's carrier and account. Request a claim form from the delivering carrier and file your claim immediately. If the shipment was made using TG's carrier and account, it is the Dealer's responsibility to check the merchandise and notify TG immediately of the situation so that a claim can be filed. In either situation, make a notation on the Bill of Lading/Proof of Delivery as to the nature and extent of the

damage and obtain a signature of the carrier's agent. (Failure to adequately describe this information may result in the carrier refusing to honor the claim and TG will not, under any circumstances, be liable for damage sustained in transit).

##### Concealed Damage:

If damage is discovered when unpacking the merchandise, immediately mark the damaged area and submit a written request for the carrier to inspect. Attach a copy of the concealed damage information. Do not remove the merchandise from the original carton until the carrier inspection is complete. If the merchandise was shipped using TG's carrier and account, it is the Dealer's responsibility to notify TG immediately of the situation so that a claim can be filed. Concealed damage needs to be reported and claim filed within 5 days for all carriers.

##### Shortage:

It is the Dealer's responsibility to inspect all merchandise and to file claims with the carrier in the event of product shortage. Make a notation on the Bill of Lading/Proof of Delivery as to the number of cartons short. TG must also be notified immediately of any shortages. File the claim with the delivery carrier immediately. No claim for shortages, damaged items or errors will be honored unless it is made in writing on the Bill of Lading immediately upon receipt of the shipment. Notwithstanding anything to the contrary in this Agreement, failure to make a claim on the Bill of Lading will constitute a waiver of any rights to a refund or credit.

##### Return Goods:

No returns will be accepted without a written Return Authorization (RA#) from the factory. A request for return must be done within 30 days of delivery and all RA's are valid for 60 days. It is the Dealer's responsibility to follow routing instructions. Please email your Customer Service Representative for an RA#. Your request must include the following information:

- Company name, contact name, number & store hours,
- The TG invoice and/or acknowledgement,
- The item no., number of units to be returned and carton total,
- The reason for the return, and
- Which carrier will be returning the goods and the date of the shipment.

Any item that is returned for credit that is not under TG's warranty policy is subject to a 25% restocking fee (and must be properly packaged) plus inbound and outbound freight charges, if applicable. Any item that is returned for repair or replacement that is not under TG's warranty policy is subject to the applicable repair charges listed in the "Other Fees" section, below. FOR FULL CREDIT CONSIDERATION, RETURNED MERCHANDISE MUST BE BOXED & IN NEW CONDITION. TG will only organize the return of product for warranty determination from the original point of shipment within the US and Canada. Per the Treasure Garden Limited Warranty, Treasure Garden restricts warranty service for TG products to the country where Treasure Garden or its authorized TG retail Dealers originally sold the product.

#### Errors:

There may be errors in the prices, descriptions or images of certain merchandise in our price list or sales material. We reserve the right to restrict orders of those items.

#### Other Fees:

These fees apply to both contract accounts and retail Dealers.

- Non-warranty repairs are subject to a labor charge of \$50 per hour plus applicable parts, inbound and outbound freight charges. Please allow at least 5 business days for processing.
- A \$15 handling fee will be added to any purchase under \$50. To avoid this fee, please accumulate your product needs and place orders together. DOES NOT APPLY TO PARTS, FABRIC BY THE YARD OR DISPLAY STANDS.
- A \$15 drop shipment fee will be added to drop shipment orders. We can drop ship orders to US addresses only. The appropriate sales and use tax will be added to the orders unless we have a resale certification for the state that the items are being shipped to. Depending on the item, additional delivery charges may apply. TG reserves the right to rescind or modify, at its sole discretion, drop shipments or the drop shipment of specific items.
- A \$25 service charge will be assessed on any returned check.
- Residential delivery fees, lift-gate fees, limited access and "call before delivery" fees vary depending on the carrier.
- A Materials Handling Fee may be assessed for palletized orders shipping LTL freight collect or when special labels are required to print for each order.

#### Shipping:

Most TG products can be shipped using parcel companies (UPS, FedEx or other). Some of our larger or heavier products however, must be shipped with a trucking company. Such products are identified with the "Truck Only". TG can only ship to addresses in the US and Canada. If shipping to Canada, you must have your own broker to clear items through customs and this information must be provided with the purchase order.

#### Treasure Garden Storage Policy:

We reserve the right to assess storage fees if you are not able to receive the product when Treasure Garden is ready to ship, your carrier does not pick up within 3 days of notification that the shipment is ready or after a 3-day grace period\*. The grace period starts the day after the original Estimated Ship Date on your Order Acknowledgement (or the date the product is ready to ship). When the grace period expires, the following storage policy and pricing will be applied:

- Un-palletized orders are \$50 per day\*
- Palletized orders are \$50 per day\*; plus an additional \$20 per pallet

\*All time frames referenced in policy are business days

† Customer is responsible for all shipping charges if they are unable to receive shipment when carrier is ready to deliver. This includes but is not limited to, storage and re-delivery fees. †† Storage is not available for Cash In Advance / prepay customers.

#### Payments:

Payment will be accepted in US Dollars only. If a deposit or pre-payment is paid by a standard business check drawn on a domestic banking institution, please allow 2-5 business days from TG's deposit date for your funds to clear. If paid by a standard business check drawn on an international banking institution, please allow 4-6 weeks from TG's deposit date for your funds to clear. If your deposit is prepaid via wire transfer, please allow 1 business day for your funds to clear. Invoice payments should be sent to be received on or before the due date at our corporate office in Baldwin Park, CA at the address in the "Notices" section, below. Payments made in a different manner may be delayed.

#### Pricing:

"MSRP" means the Manufacturer's Suggested Retail Price as set forth in this Catalog. "MAP" means the Minimum Advertised Price as set forth in this paragraph. Dealers must adhere to MAP requirements when advertising via any traditional media, in all online advertising, online comparison price shopping, and landing pages. Dealers cannot advertise TG products below a published Net MAP price list effective the start of each fiscal year. TG reserves the right to adjust MAP pricing based on MSRP and/or MSRP pricing, changes due to tariff implementation and/or other unforeseen market conditions, as needed during the fiscal year. This net pricing is inclusive of, but not limited to, discounts such as coupons, promo codes, email "sign up" discounts and sales tax. In addition, no advertisements may state or otherwise suggest that the TG MSRP is higher than the actual MSRP as set forth in this catalog. It is also incumbent on all dealers to update their pricing October 1, 2024 for 2025 season to reflect any changes to MSRP and MAP that might occur. MAP Policy may vary for international dealers, please see your local sales representatives for details.

#### Minimum Advertised Price Requirements:

As in any Minimum Advertised Price ("MAP") program, the intent is to uphold the integrity of the Treasure Garden line of products and protect the investments made by Treasure Garden and its Dealers and retail partners. Violating MAP requirements only serves to devalue the brand in the eyes of the consumer. These MAP requirements apply to any Dealers advertising TG products via traditional media including, but not limited to, newspapers, mailers, inserts, circulars, magazines, catalogs, television and radio. In addition, the MAP requirements apply to any Dealers selling or advertising TG products online and/or having a checkout/cart system.

#### MAP Policy Violation Enforcement:

TG reserves the right to determine, in its sole and unfettered discretion, whether a violation of the MAP requirements has occurred. If TG determines that a Dealer has violated the MAP requirements, TG may, in its sole and unfettered discretion, terminate its relationship with the Dealer without notice or an opportunity to cure. The Dealer agrees that money damages or other legal remedies would not, standing alone, be a sufficient or adequate remedy for any breach or violation of the MAP requirements. As such, in addition to all other remedies available to TG, TG shall be entitled to an injunction restraining such breach or violation and to other equitable relief, including specific performance, without a bond or other security being required.

#### Product Advertising:

All TG products advertised may include the Treasure Garden name in the product description. Product advertising may include proprietary names (e.g., O'bravia®, Solefin®, etc.) and the Treasure Garden logo in product descriptions. Product names cannot be changed without prior approval (e.g. EVO, Polaris, etc.). Dealers may use their own images of TG products that they have taken themselves OR use images offered in TeamTG. Treasure Garden logos and logos of proprietary products will be provided on TeamTG. Lifestyle images provided by Treasure Garden should not be altered without prior approval. The Dealer's permission to use the Treasure Garden brand, trade names, logos, images, and any intellectual property is subject to the Dealer's strict compliance with this Agreement including, but not limited to, the MAP requirements.

#### Bulk Sale Restrictions:

If a Dealer decides to resell product to a third party said Dealer is responsible for any warranty or service issues, as well as is still bound to this agreement. The third party is not under agreement with TG, it is the Dealer that is doing business with TG.

#### Duty to Notify TG of Complaints:

Dealers shall make a careful and thorough inspection of all goods received. Subject to and without limitation of the requirements of the "Freight Claims" section above, Dealers must notify TG in writing of any complaints or issues, whether existing or reasonably foreseeable, relating to TG's performance including, but not limited to, discrepancies in quantity or description of items delivered, defects or potential defects in items delivered, or any other issue whatsoever relating to TG's performance (except issues relating to billing disputes, which are dealt with in the next section.) Notice shall be provided to TG within 30 days of:

(i) the Dealer's receipt of any defective or non-conforming goods, or (ii) the time any other issue complained of came, or should, with reasonable care, have come to Dealer's attention – whichever is earlier. Unless timely notification is received by TG in accordance with the terms hereof, which notice shall identify with particularity all complaints or issues asserted by the Dealer, the Dealer irrevocably waives any and all complaints relating to any defective or non-conforming product or any other issue whatsoever relating to TG's performance and the Dealer shall have no recourse against TG. The Dealer shall be solely responsible for retaining proof that the written notice required by this section was received by TG.

#### Payment Obligations:

Dealers agree to examine immediately upon receipt each of TG's statements of account, invoices, or other billing statements (collectively, "Bills"), and to notify TG in writing of any

disputed Bills within 10 days of receipt. Such disputes may include, but are not limited to, disputes relating to charges for items that were billed but not received; charges for product that was received but not ordered; or charges for items that were returned, refused, credited, or have a freight claim pending. Dealers will not withhold payment when disputes arise. Only the disputed portion of a timely disputed past-due balance may be withheld. Unless timely notification is provided to TG in accordance with the terms hereof, which notice shall identify with particularity any and all objections to any of TG's Bills, the Dealer irrevocably waives any and all objections to TG's Bills. In addition, the Dealer agrees that its obligation to pay TG is separate and independent from any obligations TG may have to the Dealer. In the event the Dealer fails to pay TG in accordance with the terms hereof, the Dealer irrevocably waives the right to assert any and all claims, offsets, or any other defenses whatsoever to TG's right to payment. The Dealer further agrees that any payments to TG may be applied to any invoices or other indebtedness owed to TG, in TG's sole and absolute discretion. The Dealer shall be solely responsible for retaining proof that the written notice required by this section was received by TG.

Statements are sent out on the 1st business day of each month and mid – month.

#### Adequate Assurance & Right to Suspend Delivery:

Without limitation to any of TG's rights hereunder, if the Dealer fails to fulfill the terms of payment of any invoice, or fails to perform any other obligation whatsoever to TG or if there is change in ownership or if the financial condition of the Dealer shall become impaired or unsatisfactory to TG in TG's sole discretion, or if necessitated by any acts of governmental authority, TG reserves the right to change the terms of payment, discontinue further shipments, and/or cancel all orders and deliveries in progress to Dealer, without notice, until all past due payments are made in full or such acts of governmental authority shall have been complied with or Dealer has provided security satisfactory to TG, in TG's sole discretion, which may include, by way of example only, cash in advance or proforma terms.

#### Attorneys' Fees:

The Dealer agrees that it shall be liable for all of TG's attorneys' fees (including local counsel fees), experts' fees, accountants' fees, court fees, collection costs, collection agency fees (if applicable), and any other expenses, whether or not incurred in connection with litigation or arbitration, arising from the breach of any term of this agreement by the Dealer, and/or in connection with the enforcement of any judgment or award rendered in favor of TG.

#### Governing Law:

You agree that all matters relating to your purchase and use of TG products, including all disputes, will be governed by the laws of the United States and by the laws of the State of California without regard to its conflicts of law provisions. You agree to the personal jurisdiction by and venue in the state and federal courts in Los Angeles County, California, and waive any objection to such jurisdiction or venue.

#### No Waiver:

None of TG's rights hereunder will be deemed to be waived or modified in any way based upon the manner in which this Agreement is performed or TG's failure to enforce its rights hereunder or insist on strict and timely performance of the Dealer's obligations. Without limitation to the foregoing, acceptance of payment outside of the stated credit terms shall not operate as a waiver of the stated credit terms.

#### Limitation on Liability:

In no event will TG be liable to the Dealer for any lost profits, lost savings, or any consequential, incidental or special damages arising out of or in connection with the parties' relationship, even if TG has been put on notice of the possibility of such damages. Without limitation to the foregoing, under no circumstances will TG be liable to the Dealer for punitive damages.

#### Disclaimer:

Please note that TG, reserves the right to alter or modify product styles and to discontinue frames and fabrics without notice. For more information about TG products, please contact us at: (626) 814-0168 or email: [info@treasuregarden.com](mailto:info@treasuregarden.com)

**Mount Kit Disclaimer:** The mount kit should only be professionally installed by a licensed contractor. Treasure Garden® assumes no liability and expressly disclaims any responsibility for injuries or damages arising from or related to the failure of buyer to have the mount kit installed by a licensed professional contractor. Treasure Garden makes no warranty except as expressly stated herein, and no warranty except Title to Materials furnished shall be implied with respect to this order.

**Disclaimer of Warranties:** Except as herein expressly set forth, this product is sold "as is" and "with all faults", and without any implied warranty of merchantability – which warranty is hereby expressly excluded. This product is sold without any implied warranty of fitness for a particular purpose – which warranty is hereby expressly excluded. Moreover, there are no warranties which extend beyond the description on the face hereof.

#### Notices:

All written notices required hereunder shall be ineffective unless sent to the following addresses by Federal Express and email:

[info@treasuregarden.com](mailto:info@treasuregarden.com) – and – Treasure Garden, Inc.  
13401 Brooks Drive  
Baldwin Park, CA 91706

#### Headings:

Section headings are inserted for ease of reference only and shall have no effect on the interpretation of this agreement.

## Warranty/Guarantee

Treasure Garden items are designed for residential use and are not warranted for commercial applications (unless specified for Commercial use).

### LIMITED WARRANTY (Frames and Accessories)



**Three (3) years**  
FLEX styles



**Two (2) years**  
Starlux AKZ Plus Cantilever styles  
AKZ Plus Cantilever styles  
AG25T Cantilever styles  
Shanghai Collar Tilt style  
TWIST *tilt* style  
Starlux Collar Tilt style  
Collar Tilt styles  
Auto Tilt styles  
Aspen Base



**One (1) year**  
Starlux AKZ Plus Rechargeable Battery Pack  
AG19A Cantilever style  
Quad Pulley Lift style  
Glide Tilt styles  
Push Button Tilt styles  
Umbrella Bases & Accessories  
Umbrella Lights  
Outdoor Rugs  
Protective Furniture Covers

#### Limited Warranty Includes:

Powder coated finish, frame, ribs, finial, tilt, cord, crank handle, housing, canopy and rib pocket seams. If a defect in the original material or workmanship appears during the warranty period on any Treasure Garden product; Treasure Garden, at its option, will repair or replace the product without charge.

#### Authorized Retailer:

Requests for returns must be FAXED in to (888) 821-8868  
Attn.: Customer Service or contact a Customer Service Rep.

#### Limited Warranty Fabric (Furniture Grade):

The following fabric lines have a limited warranty against fading for:  
5 years - Sunbrella®/Outdura®/Bliss  
4 years - O'bravia®

The Limited Warranty only applies to TG product purchased directly from Treasure Garden, Inc. and its affiliates, or an authorized TG retail Dealer, as defined in our Terms and Conditions; the Limited Warranty is not transferable. Should the Purchaser or Owner sell the TG product to another party, the warranty will not transfer to the new owner.

#### What Is NOT Covered:

Failure caused by unreasonable or abusive use, or failure caused by neglect of reasonable and necessary care, and any modification to product are not covered by this warranty. We will only warranty products which are properly secured to an adequate base or mounting system and adhere to our required base weight minimums.

Additionally, acts of nature (including but not limited to wind, hurricanes, tornadoes, and storms) are not covered by this warranty. This warranty covers return freight of any warranted product only for the first year. This warranty gives you specific legal rights and you may have other rights which vary from state to state.

Closeout and promotional items sold by the dealer "as is" are not covered by this warranty.

#### Wind Damage:

Treasure Garden highly recommends that no umbrella, regardless of size or weight, ever be left unattended in the open position. In windy conditions, it is further recommended that umbrellas be closed, removed from their base, and stored or laid horizontally. This will reduce the risk of personal injury, damage to your umbrella, furniture, and other belongings or property. To ensure stability of your umbrella, please observe proper placement, and use sufficient base weight. This catalog contains minimum recommendations for necessary weight for each style. Keep umbrella properly secured to an umbrella base at all times. Thoroughly read and follow all provided instruction manuals.

#### WIND DAMAGE IS NOT COVERED UNDER OUR LIMITED WARRANTY.

#### Irregularities in Production Process:

The possibility of "Irregularities" in the product surface may occur during the production process. However, these irregularities do not reduce the quality of the product. Treasure Garden monitors every stage of production to ensure a clean and consistent appearance on every part.

#### Rust:

Rust is a natural part of the aging process of all Steel or Iron based materials and is therefore NOT considered a defect. Treasure Garden Cast Iron & Steel plate bases are designed to require minimum maintenance. Bases should be kept clean.

Do not let dirt build up on the bases. Cleaning with mild soap and water, and seasonal touch-up of any scratches, chips or occasional rust seepage from crevices or hidden, un-finishable surfaces inherent in some designs is all that is required. Touch Up paint in matching frame colors are available through your retail dealer. Never leave bases standing in water. To keep your bases looking their best, you may wish to store them when not in use for an extended period of time.

#### Seaside and Pool Usage:

CAUTION: Do not leave umbrella in pool for extended periods of time. It is recommended to remove the umbrella from pool and immediately clean after use. Seaside and in-pool use, salt & chlorides can accumulate on the powder coat finish, leading to finish failure. Failure to do so will void the limited warranty.

#### International Returns:

If an item is found to be under warranty Treasure Garden shall only be responsible for ground shipping charges to the location of the product within the continental United States. Any duties, express, international or special shipping charges are at the expense of the retail dealer or consumer.

#### IMPORTANT RESTRICTION FOR TG PRODUCTS WARRANTY SERVICE:

Treasure Garden restricts warranty service for TG products to the country where Treasure Garden or its authorized TG retail Dealers originally sold the product.

#### NO RETURNS ON CUSTOM, VALANCE OR DESIGNER CANOPY STYLE UMBRELLAS.

#### THE SELLER DISCLAIMS ANY IMPLIED WARRANTY OF MERCHANTABILITY.





Shademaker and Jardinico® manufacture all its shade styles from the finest aluminum alloys to ensure the strength, durability, and integrity of each and every style. We pride ourselves as a totally vertical operation. This means that we manufacture and produce over 90% of the components used in our products from the raw state. We can monitor every stage of the manufacturing process and maintain a consistent level of quality.

Our goal is that each and every Shademaker and Jardinico style will exceed your expectations.

Our Limited Warranty is outlined below. NOTE: Wind damage is not covered under any manufacturer's warranty.

#### SHADEMAKER

Aquarius, Libra, Atlas, Astral, Taurus, Solaris, Polaris, Orion, Gemini

##### 10 Year Limited Warranty

- Mast, boom, head fitting, elbow, center post/side post, arms, ribs, upper and lower hub, and stainless steel hardware

##### 5 Year Limited Warranty

- Frame finishes, including powder coated
- Lift system components, including crank mechanism

##### 1 Year Limited Warranty

- Rib lights
- Battery Pack

#### Titan, Infinity, Z-Plate Bases

##### 10 Year Limited Warranty

- Galvanized frame
- Galvanized steel plates
- Hot zinc steel plates

##### 5 Year Limited Warranty

- Powder coat finish
- Base lid

##### 1 Year Limited Warranty

- Base wheels

#### Sand Anchor

##### 3 Year Limited Warranty

- Powder coat finish
- Stainless Steel Hitch Pin

#### Aspen, Athens, Aurora Bases

##### 2 Year Limited Warranty

- Cast aluminum base

##### 1 Year Limited Warranty

- Base wheels
- Base stem
- Powder coat finish

#### External Stem, Mount Kits, Steel Base, Monaco Base, Commercial Base, Add-on Weight, Protective Covers

##### 1 Year Limited Warranty

- Stem, adapter plate and in-ground fitting
- Base wheels
- Powder coat finish

#### JARDINICO

JCP.101, JCP.201, JCP.301, JCP.401, JCP.501, JCB.101, JCB.301, JCB.401

##### 5 Year Limited Warranty

- Mast, head fitting, elbow, center post/side post, arms, ribs, top and bottom hub, stainless steel hardware, and bases
- Powder coat finish

#### Mount Kits, Protective Covers, Accessories

##### 1 Year Limited Warranty

- Adapter plate, in-ground fitting
- Wheels

#### FABRIC

**10 Year Limited Warranty** applies to Sunbrella awning and marine grade fabrics collection. Visit [www.sunbrella.com](http://www.sunbrella.com) for more details. Labor charges are not covered under this limited warranty. NOTE: Sunbrella awning/marine fabric is treated with a finish which gives the fabric its water repellency and a firmer hand which helps in the sewing and fabrication of the products. Mark-off/Crazing may appear as white scuff marks or thin white lines on the fabric which will normally diminish or go away with normal weathering and will not affect the overall performance of the product.

**5 Year Limited Warranty** applies to Glen Raven FIRESIST® and Sunbrella®/Outdura®/Bliss furniture grade, and O'bravia™ awning grade fabrics. For more details, visit [www.sunbrella.com](http://www.sunbrella.com), [www.outdura.sattler.com](http://www.outdura.sattler.com), [www.blissfabrics.es](http://www.blissfabrics.es), and [www.obravia.com](http://www.obravia.com)

#### What Is NOT Covered:

Failure caused by unreasonable or abusive use, or failure caused by neglect of reasonable and necessary care, and any modification to product are not covered by this warranty. We will only warranty products which are properly secured to an adequate base or mounting system and adhere to our required base weight minimums. If the powder coat finish flakes, bubbles, peels or loses color; Shademaker/Jardinico will re-finish or replace the defective base at its discretion. Normal wear and tear is not covered under this limited warranty. Labor charges are not covered under this limited warranty.

Additionally, acts of nature (including but not limited to wind, hurricanes, tornadoes, and storms) are not covered by this warranty. This warranty covers return freight of any warranted product only for the first year. This warranty gives you specific legal rights and you may have other rights which vary from state to state.

Closeout and promotional items sold by the dealer "as is" are not covered by this warranty.

#### Wind Damage:

Shademaker and Jardinico highly recommends that no umbrella, regardless of size or weight, ever be left unattended in the open position. In windy conditions, it is further recommended that umbrellas be closed, removed from their base, and stored or laid horizontally. This will reduce the risk of personal injury, damage to your umbrella, furniture, and other belongings or property. To ensure stability of your umbrella, please observe proper placement, and use sufficient base weight. This catalog contains minimum recommendations for necessary weight for each style. Keep umbrella properly secured to an umbrella base at all times. Thoroughly read and follow all provided instruction manuals.

#### WIND DAMAGE IS NOT COVERED UNDER OUR LIMITED WARRANTY.

#### Seaside and Pool Usage:

CAUTION: Do not leave umbrella in pool for extended periods of time. It is recommended to remove the umbrella from pool and immediately clean after use. Seaside and in-pool use, salt & chlorides can accumulate on the powder coat finish, leading to finish failure. Failure to do so will void the limited warranty.

#### Irregularities in Production Process:

The possibility of "Irregularities" in the product surface may occur during the production process. However, these irregularities do not reduce the quality of the product. Shademaker and Jardinico monitors every stage of production to ensure a clean and consistent appearance on every part.

#### Rust:

Rust is a natural part of the aging process of all steel based materials and is therefore NOT considered a defect. Steel plate bases are designed to require minimum maintenance. Bases should be kept clean. Do not let dirt build up on the bases. Never leave bases standing in water. To keep your bases looking their best, you may wish to store them when not in use for an extended period of time.

#### International Returns:

If an item is found to be under warranty Shademaker and Jardinico shall only be responsible for ground shipping charges to the location of the product within the continental United States and Canada. Any duties, express, international or special shipping charges are at the expense of the retail dealer or consumer.

**Important Restriction for Shademaker and Jardinico products Warranty Service:** Shademaker and Jardinico restricts warranty service products to the country where Shademaker, Jardinico or its authorized retail dealers originally sold the product.

It is our policy to continuously improve designs, materials and manufacturing methods in order to provide you with the finest products. Therefore, variations in specifications, materials, prices, styles and finishes may be made without notice.

#### NO RETURNS ON CUSTOM, VALANCE OR DESIGNER CANOPY STYLE UMBRELLAS.

#### THE SELLER DISCLAIMS ANY IMPLIED WARRANTY OF MERCHANTABILITY.

Those filing warranty claims will be responsible for all shipping, handling, and freight charges on all claims to Shademaker/Jardinico in Baldwin Park, CA. All warranty claims must be submitted with the original proof of purchase, date of purchase, name of dealer, and the description of the damage. The Shademaker and Jardinico warranty is not transferable. Shademaker and Jardinico reserves the right to repair, replace, and/or redesign any product that is returned under a warranty claim.

For questions, contact Shademaker/Jardinico Customer Service:  
626-338-8810, [info@shademakerusa.com](mailto:info@shademakerusa.com) or [info@jardinicousa.com](mailto:info@jardinicousa.com)



**SHOWN**

Umbrella:  
UM810-SS

7863 New Block Smoke Stripe

Base:  
BG502

